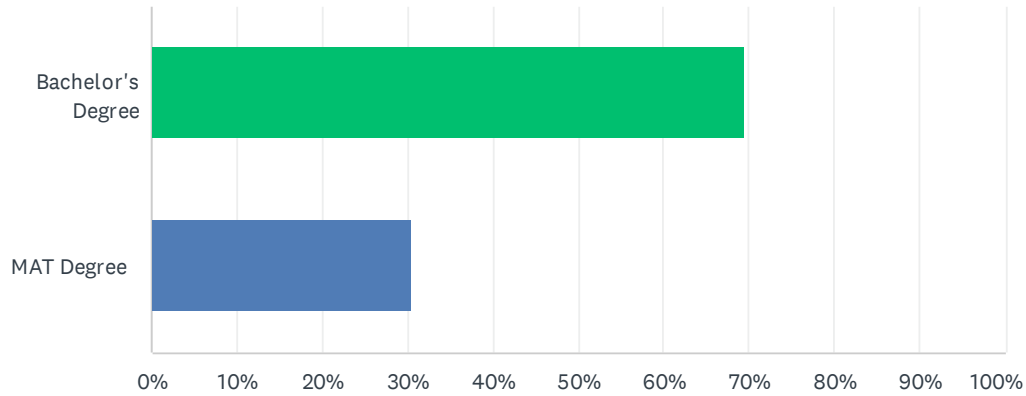


## Q1 Which degree did you, or will you receive from JBU to get your teaching license?

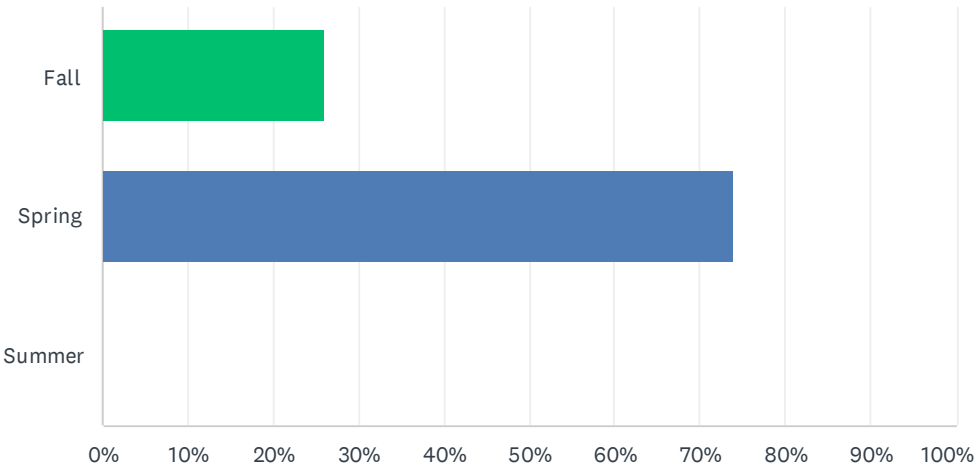
Answered: 23 Skipped: 0



ANSWER CHOICES		RESPONSES	
Bachelor's Degree		69.57%	16
MAT Degree		30.43%	7
TOTAL			23

Q2 Graduation Date - What semester did you, or will you graduate?

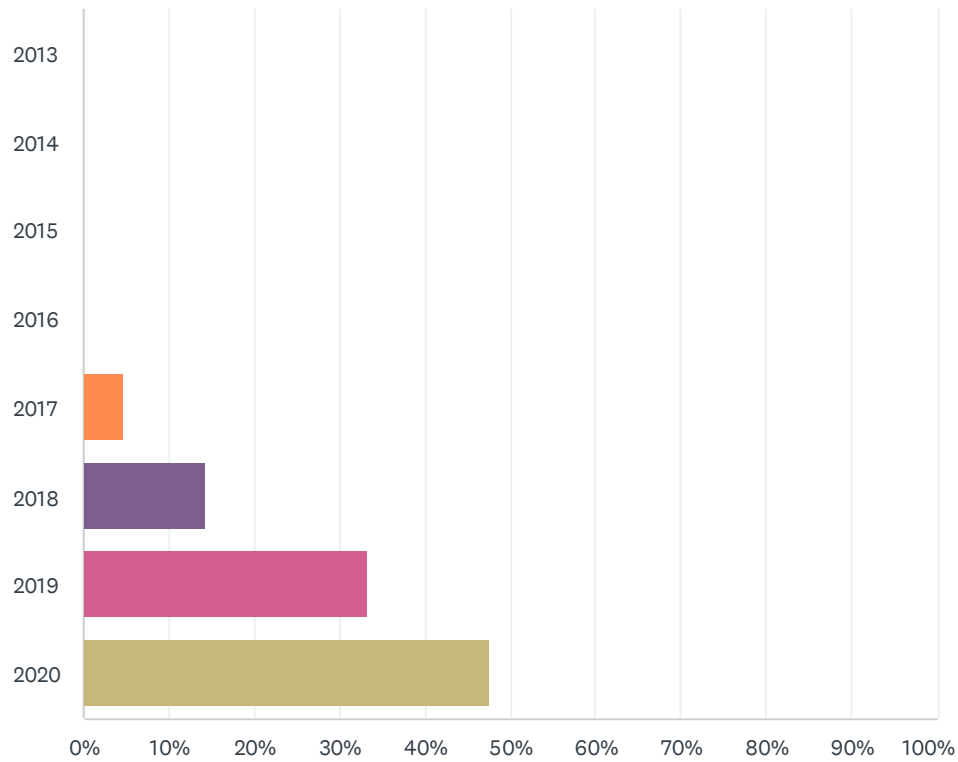
Answered: 23    Skipped: 0



ANSWER CHOICES		RESPONSES	
Fall		26.09%	6
Spring		73.91%	17
Summer		0.00%	0
TOTAL			23

## Q3 Graduation Date: What year did you, or will you graduate?

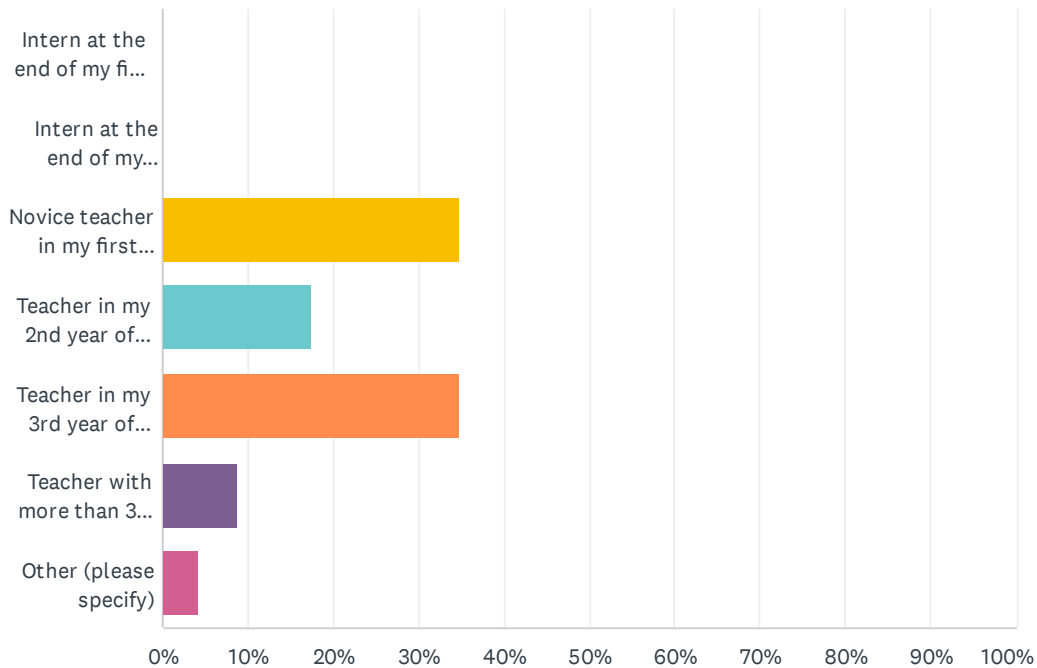
Answered: 21   Skipped: 2



ANSWER CHOICES	RESPONSES	
2013	0.00%	0
2014	0.00%	0
2015	0.00%	0
2016	0.00%	0
2017	4.76%	1
2018	14.29%	3
2019	33.33%	7
2020	47.62%	10
TOTAL		21

## Q4 Which of the following best describes you?

Answered: 23 Skipped: 0

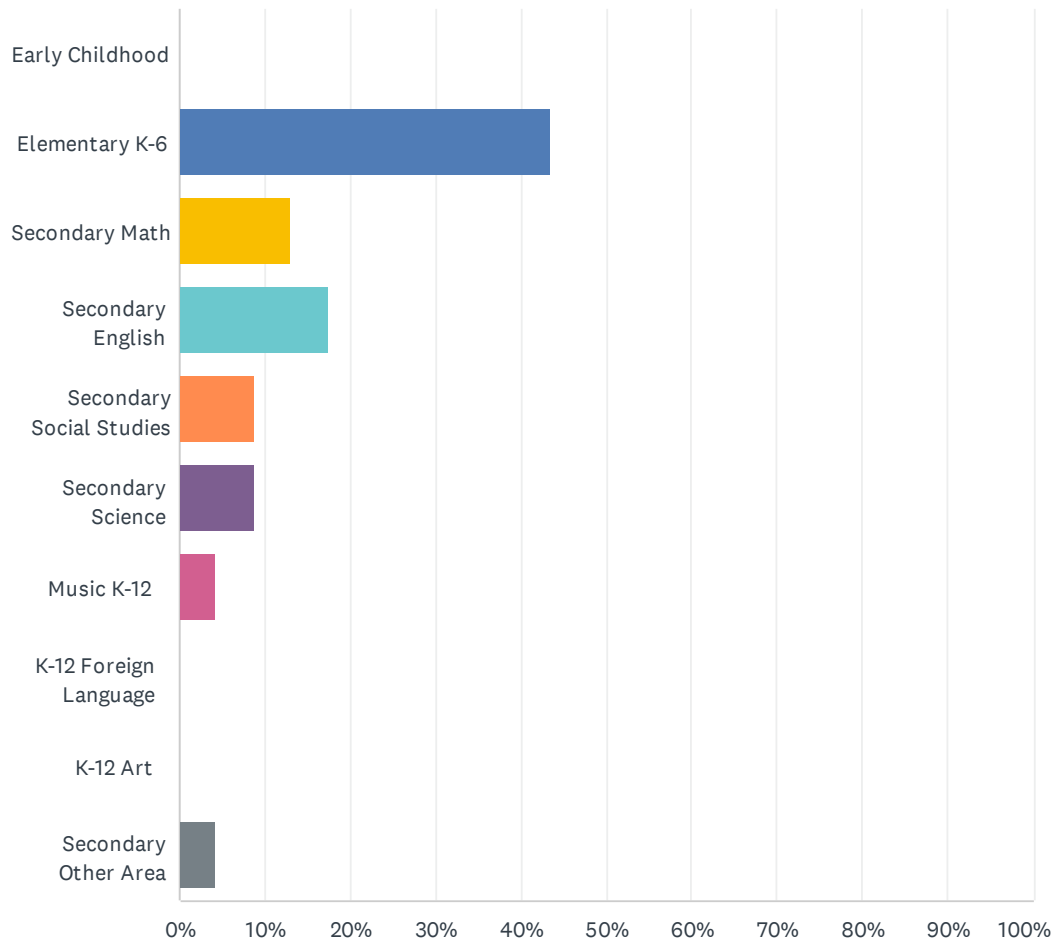


ANSWER CHOICES		RESPONSES	
Intern at the end of my first placement		0.00%	0
Intern at the end of my second placement		0.00%	0
Novice teacher in my first year of teaching		34.78%	8
Teacher in my 2nd year of teaching		17.39%	4
Teacher in my 3rd year of teaching		34.78%	8
Teacher with more than 3 years of experience teaching		8.70%	2
Other (please specify)		4.35%	1
TOTAL			23

#	OTHER (PLEASE SPECIFY)	DATE
1	Stay at home Mom	5/12/2022 5:06 PM

## Q5 What is your teaching area?

Answered: 23 Skipped: 0

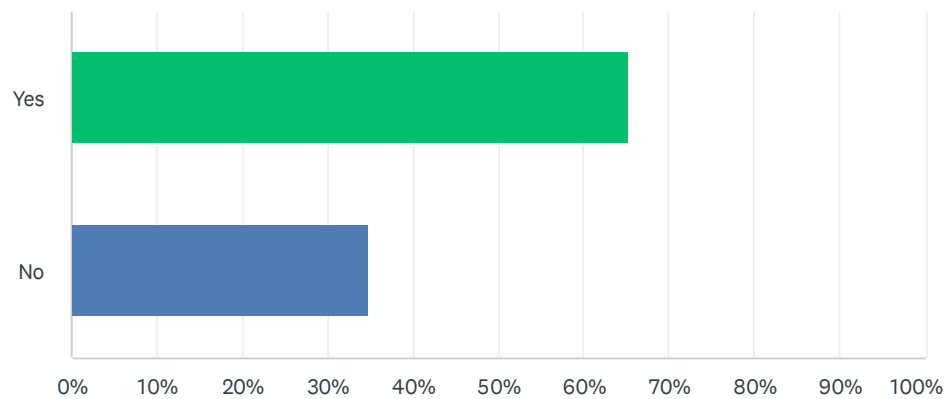


## TESS Teacher Preparation Survey

ANSWER CHOICES	RESPONSES	
Early Childhood	0.00%	0
Elementary K-6	43.48%	10
Secondary Math	13.04%	3
Secondary English	17.39%	4
Secondary Social Studies	8.70%	2
Secondary Science	8.70%	2
Music K-12	4.35%	1
K-12 Foreign Language	0.00%	0
K-12 Art	0.00%	0
Secondary Other Area	4.35%	1
TOTAL		23

## Q6 Are you currently teaching in your original licensure area(s)?

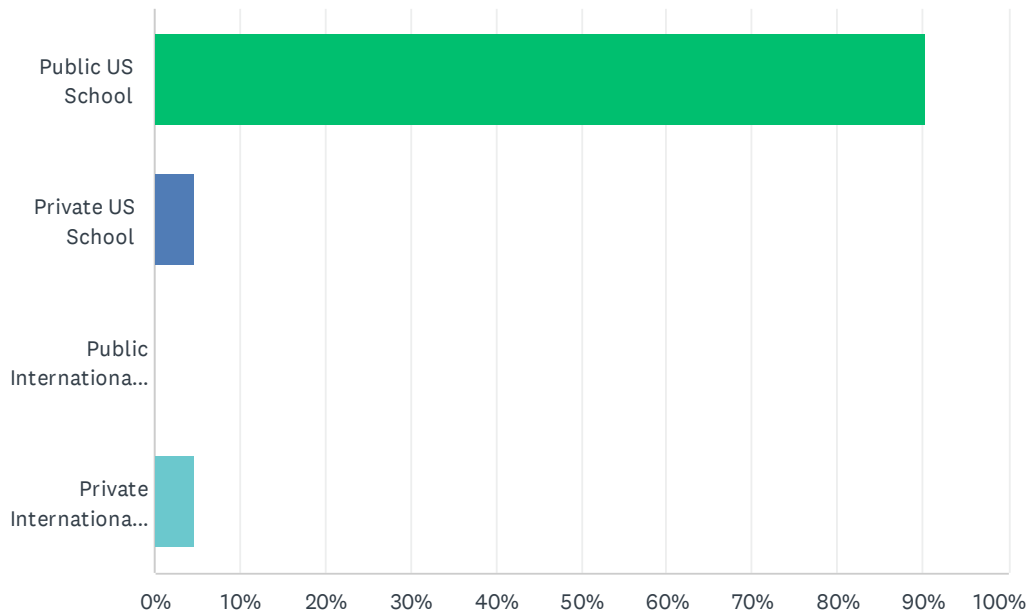
Answered: 23 Skipped: 0



ANSWER CHOICES	RESPONSES	
Yes	65.22%	15
No	34.78%	8
TOTAL		23

## Q7 Which best describes the school where you are teaching?

Answered: 21 Skipped: 2

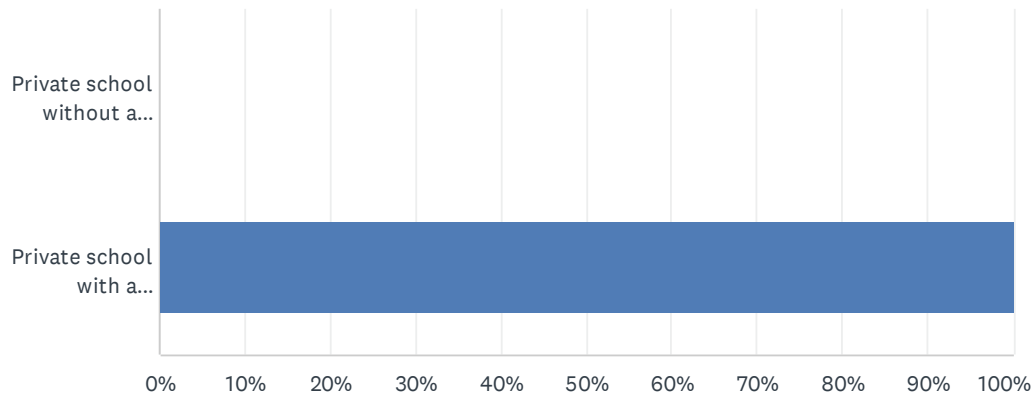


ANSWER CHOICES	RESPONSES	
Public US School	90.48%	19
Private US School	4.76%	1
Public International School	0.00%	0
Private International School	4.76%	1
TOTAL		21



## Q8 Which best describes the private school where you work?

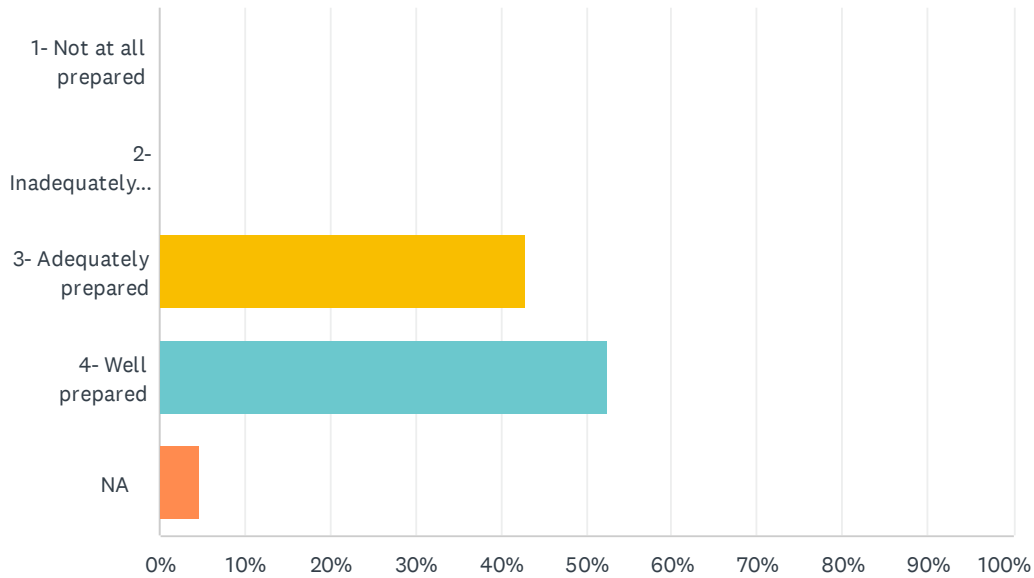
Answered: 2 Skipped: 21



ANSWER CHOICES		RESPONSES	
Private school without a religious affiliation		0.00%	0
Private school with a religious affiliation		100.00%	2
TOTAL			2

## Q9 Component 1a: Demonstrating Knowledge of Content and Pedagogy: Knowledge of content and structure of the discipline; Knowledge of prerequisite relationships; Knowledge of content-related pedagogy.

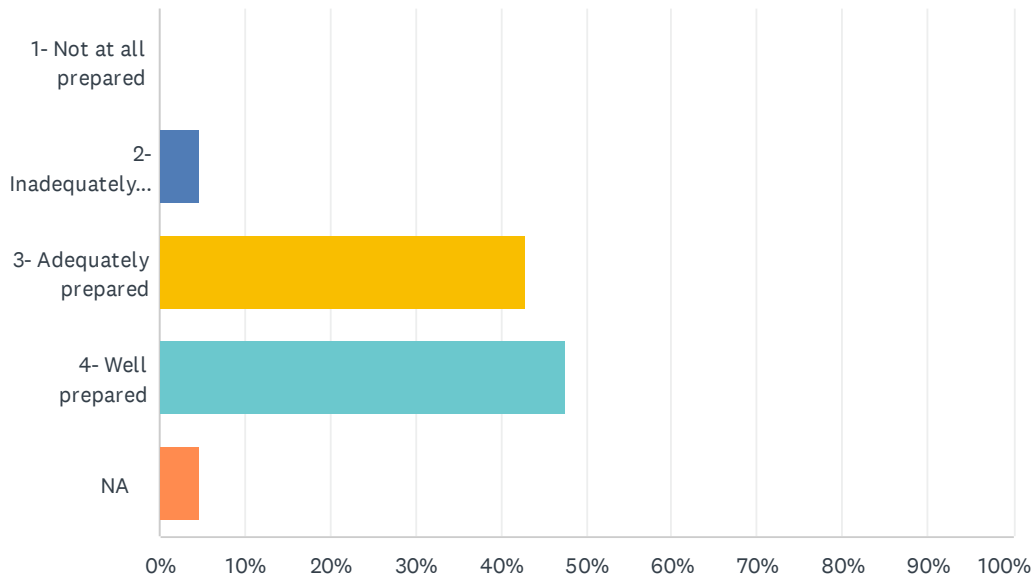
Answered: 21   Skipped: 2



ANSWER CHOICES	RESPONSES	
1- Not at all prepared	0.00%	0
2- Inadequately prepared	0.00%	0
3- Adequately prepared	42.86%	9
4- Well prepared	52.38%	11
NA	4.76%	1
TOTAL		21

**Q10 Component 1b: Demonstrating Knowledge of Students: Knowledge of child and adolescent development; Knowledge of the learning process; Knowledge of student's skills, knowledge, and language proficiency; Knowledge of students' interests and cultural heritage; Knowledge of students' special needs**

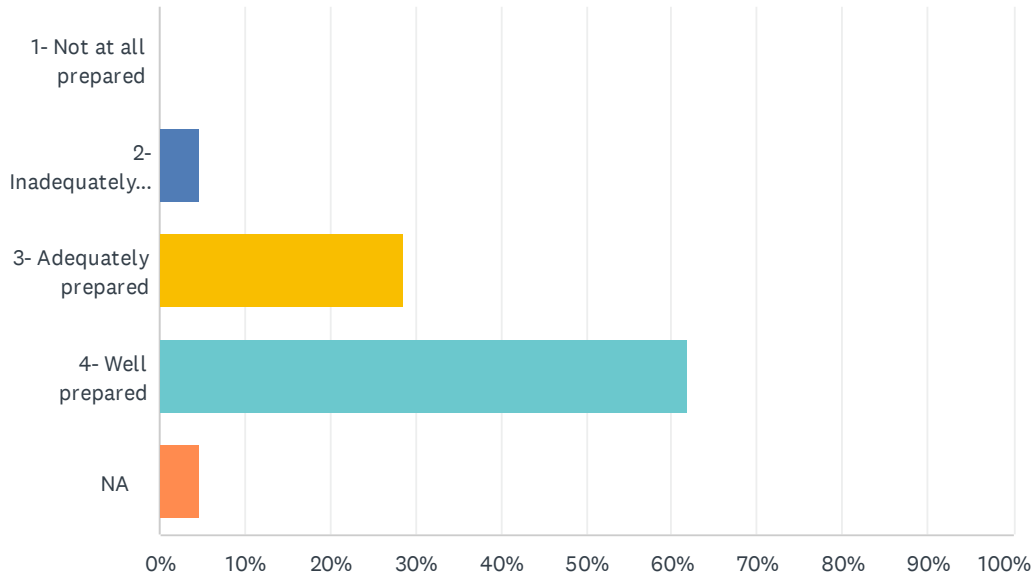
Answered: 21 Skipped: 2



ANSWER CHOICES	RESPONSES	
1- Not at all prepared	0.00%	0
2- Inadequately prepared	4.76%	1
3- Adequately prepared	42.86%	9
4- Well prepared	47.62%	10
NA	4.76%	1
TOTAL		21

## Q11 Component 1c: Setting Instructional Outcomes: Value, sequence, and alignment; Clarity; Balance; and Suitability for diverse learners.

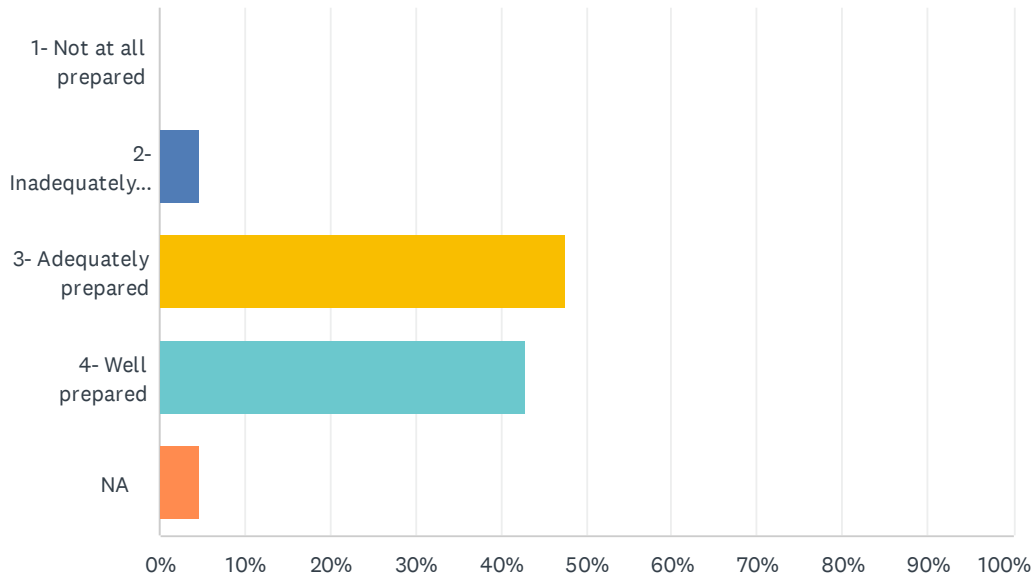
Answered: 21 Skipped: 2



ANSWER CHOICES	RESPONSES	
1- Not at all prepared	0.00%	0
2- Inadequately prepared	4.76%	1
3- Adequately prepared	28.57%	6
4- Well prepared	61.90%	13
NA	4.76%	1
TOTAL		21

## Q12 Component 1d: Demonstrating Knowledge of Resources: Resources for classroom use; Resources to extend content knowledge and pedagogy; Resources for students

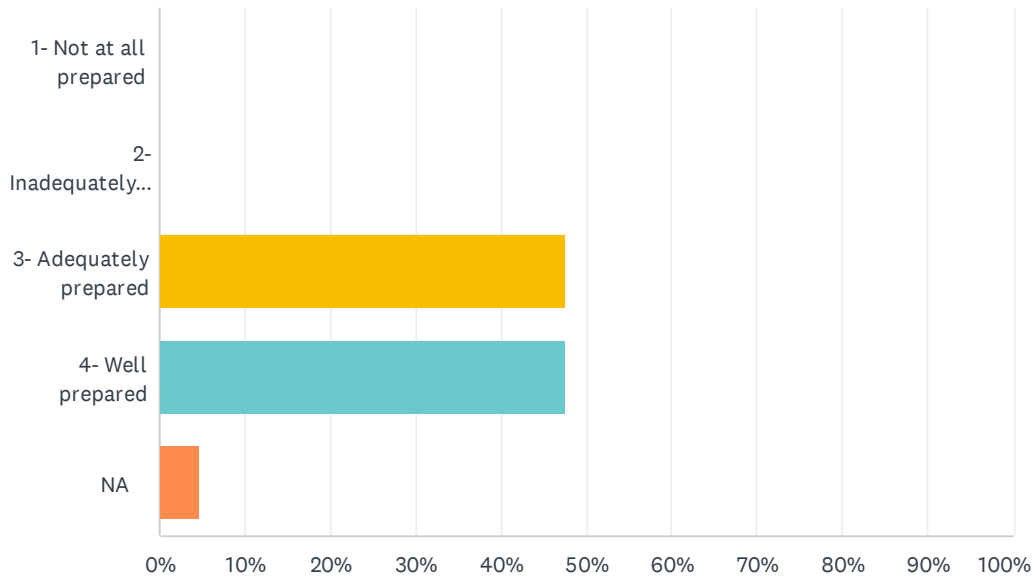
Answered: 21 Skipped: 2



ANSWER CHOICES	RESPONSES	
1- Not at all prepared	0.00%	0
2- Inadequately prepared	4.76%	1
3- Adequately prepared	47.62%	10
4- Well prepared	42.86%	9
NA	4.76%	1
TOTAL		21

## Q13 Component 1e. Designing Coherent Instruction: Learning activities; Instructional materials and resources; Instructional groups; and Lesson and unit structure

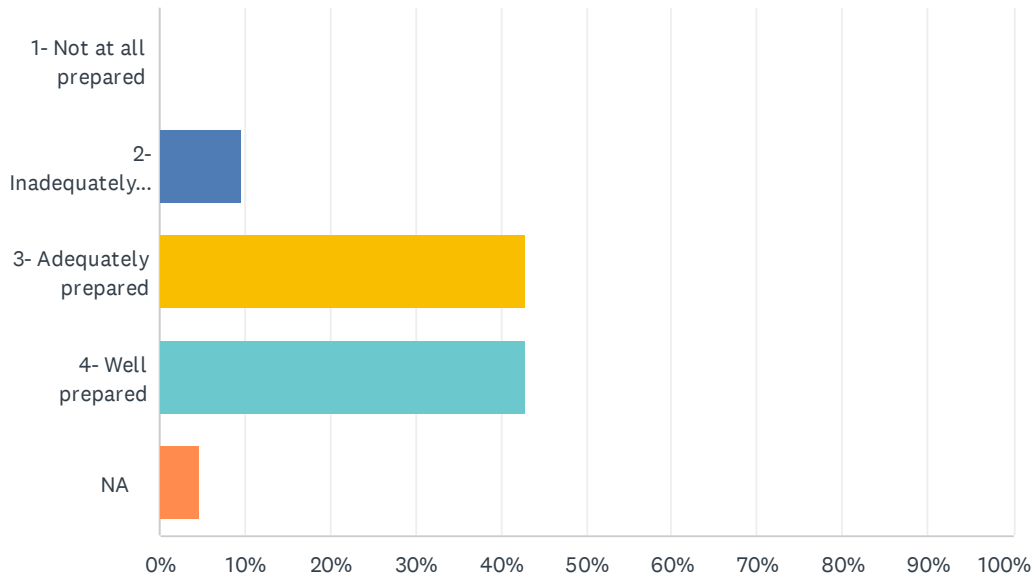
Answered: 21 Skipped: 2



ANSWER CHOICES	RESPONSES	
1- Not at all prepared	0.00%	0
2- Inadequately prepared	0.00%	0
3- Adequately prepared	47.62%	10
4- Well prepared	47.62%	10
NA	4.76%	1
TOTAL		21

## Q14 Component 1f: Designing Student Assessments: Congruence with instructional outcomes; Criteria and standards; Design of formative assessments; and Use for planning

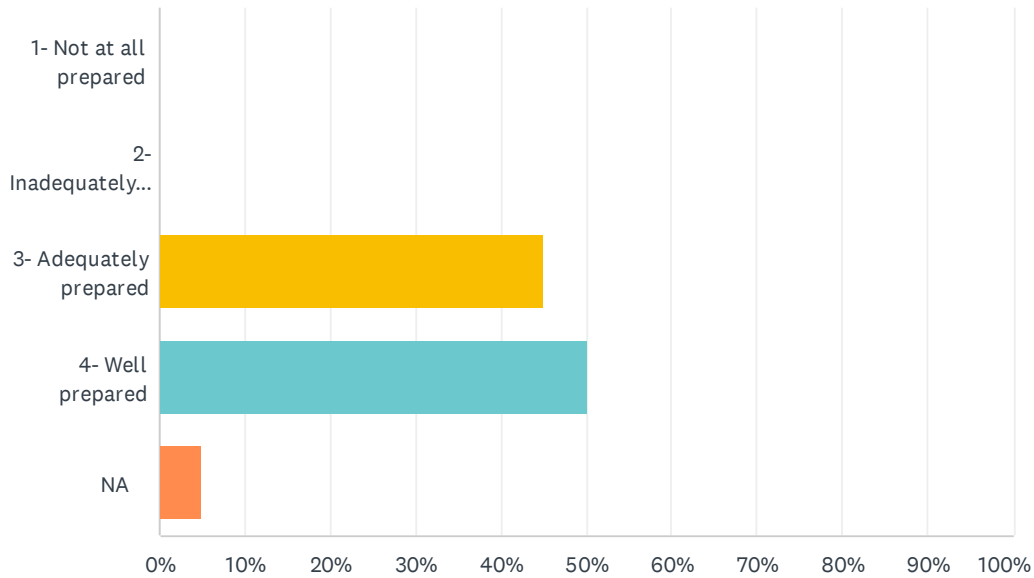
Answered: 21 Skipped: 2



ANSWER CHOICES	RESPONSES	
1- Not at all prepared	0.00%	0
2- Inadequately prepared	9.52%	2
3- Adequately prepared	42.86%	9
4- Well prepared	42.86%	9
NA	4.76%	1
TOTAL		21

## Q15 Component 2a: Creating an Environment of Respect and Rapport: Teacher interaction with students; and Student interaction with other students

Answered: 20   Skipped: 3

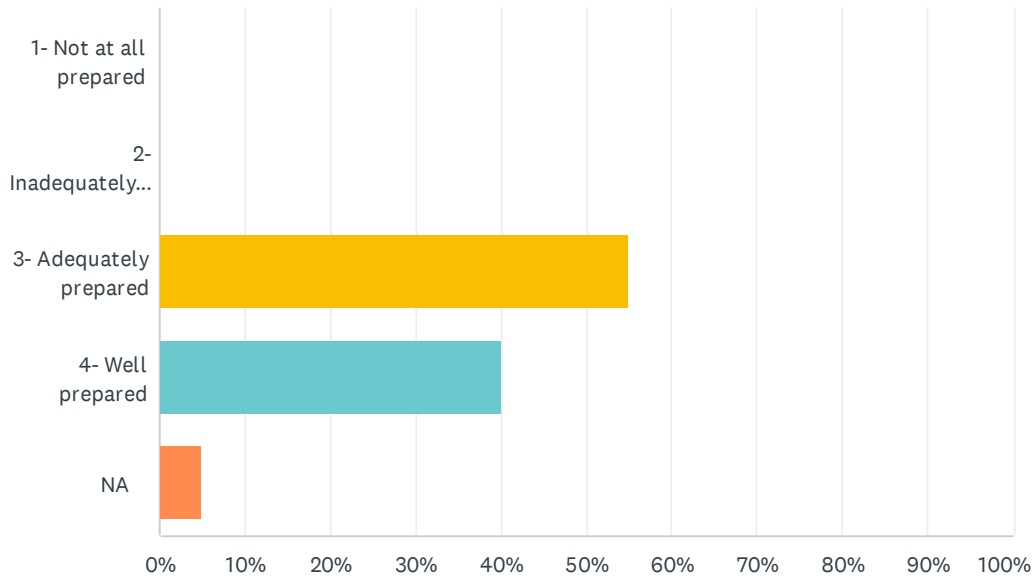


ANSWER CHOICES	RESPONSES	
1- Not at all prepared	0.00%	0
2- Inadequately prepared	0.00%	0
3- Adequately prepared	45.00%	9
4- Well prepared	50.00%	10
NA	5.00%	1
<b>TOTAL</b>		<b>20</b>



## Q16 Component 2b: Establishing a Culture for Learning: Importance of the content; Expectations for learning and achievement; and Pride in student work.

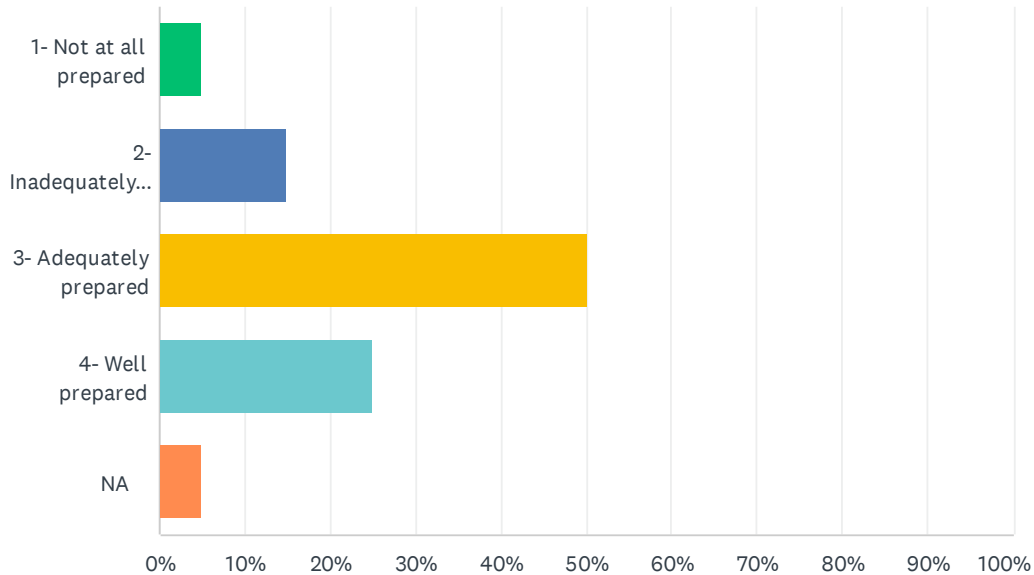
Answered: 20 Skipped: 3



ANSWER CHOICES	RESPONSES	
1- Not at all prepared	0.00%	0
2- Inadequately prepared	0.00%	0
3- Adequately prepared	55.00%	11
4- Well prepared	40.00%	8
NA	5.00%	1
TOTAL		20

## Q17 Component 2c. Managing Classroom Procedures: Management of instructional groups; Management of transitions; Management of materials

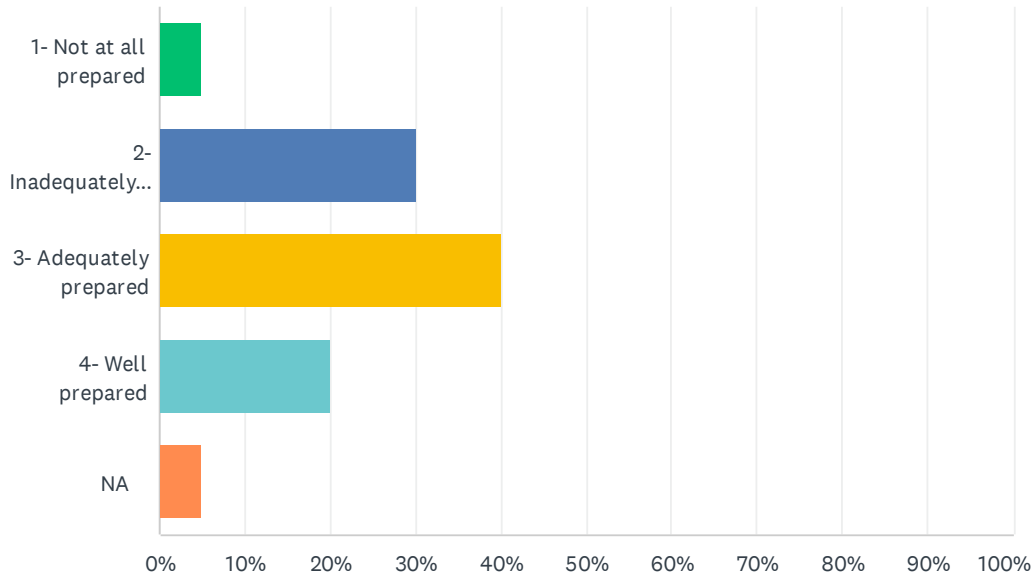
Answered: 20 Skipped: 3



ANSWER CHOICES	RESPONSES	
1- Not at all prepared	5.00%	1
2- Inadequately prepared	15.00%	3
3- Adequately prepared	50.00%	10
4- Well prepared	25.00%	5
NA	5.00%	1
TOTAL		20

## Q18 Component 2d. Managing Student Behavior: Expectations; Monitoring of student behavior; and Response to student behavior

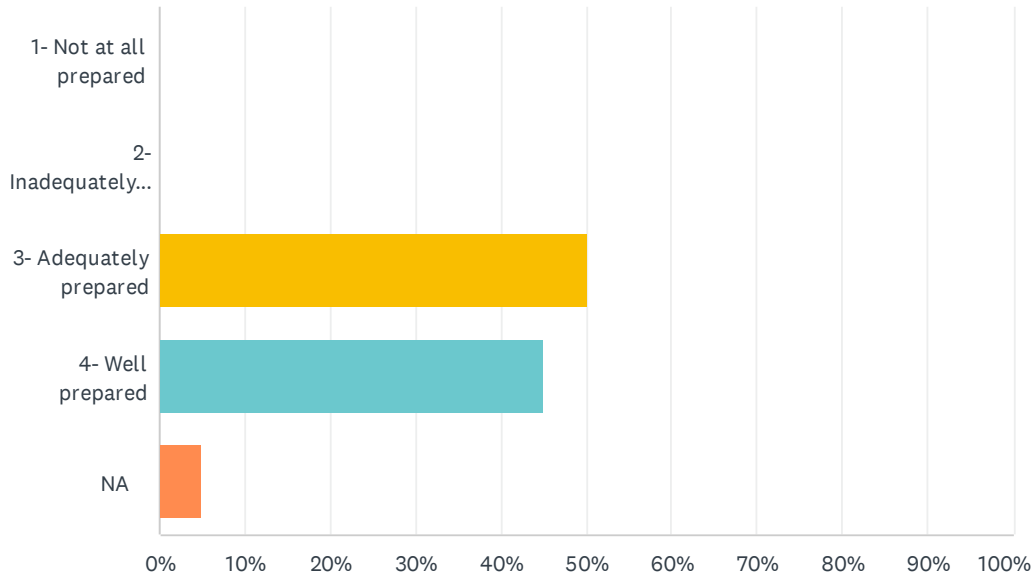
Answered: 20 Skipped: 3



ANSWER CHOICES	RESPONSES	
1- Not at all prepared	5.00%	1
2- Inadequately prepared	30.00%	6
3- Adequately prepared	40.00%	8
4- Well prepared	20.00%	4
NA	5.00%	1
TOTAL		20

## Q19 Component 2e. Organizing Physical Space: Safety and accessibility; and Arrangement of furniture and use of physical resources

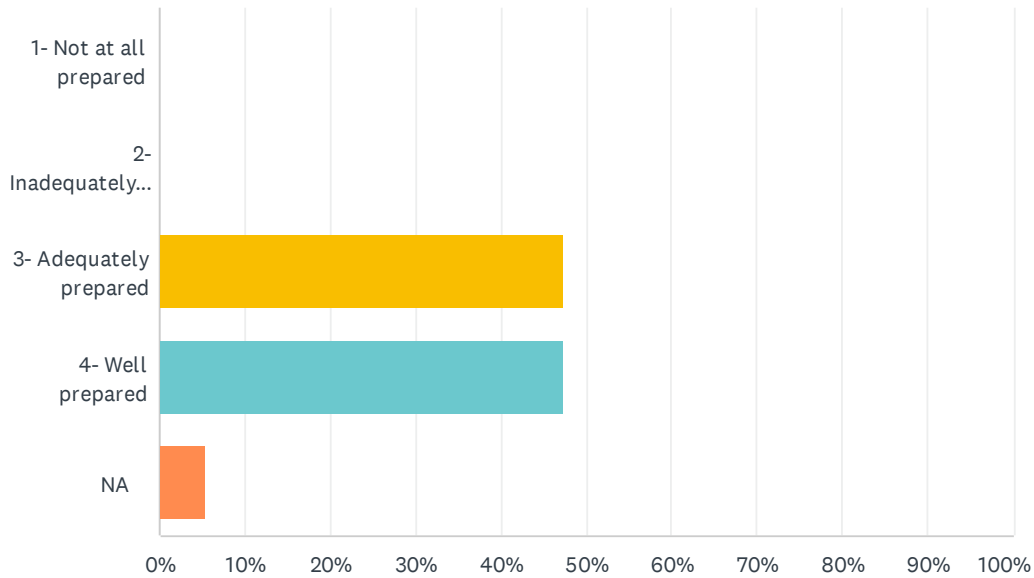
Answered: 20 Skipped: 3



ANSWER CHOICES	RESPONSES	
1- Not at all prepared	0.00%	0
2- Inadequately prepared	0.00%	0
3- Adequately prepared	50.00%	10
4- Well prepared	45.00%	9
NA	5.00%	1
TOTAL		20

## Q20 Component 3a. Communicating with Students: Expectations for learning; Directions and procedures; Explanations of content; and Use of oral and written language

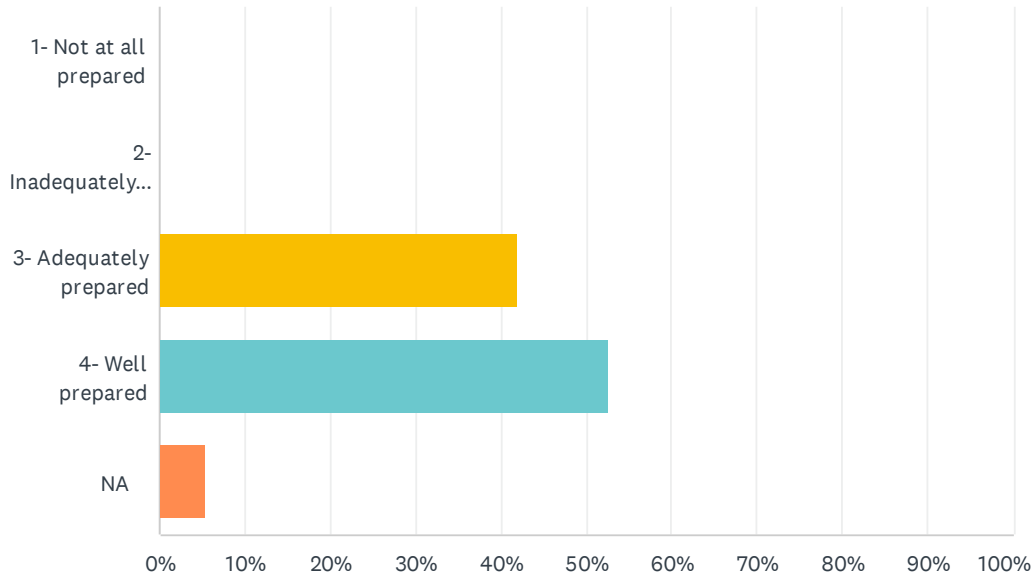
Answered: 19   Skipped: 4



ANSWER CHOICES	RESPONSES	
1- Not at all prepared	0.00%	0
2- Inadequately prepared	0.00%	0
3- Adequately prepared	47.37%	9
4- Well prepared	47.37%	9
NA	5.26%	1
<b>TOTAL</b>		<b>19</b>

## Q21 Component 3b. Using Questioning and Discussion Techniques: Quality of questions; Discussion techniques; and Student participation

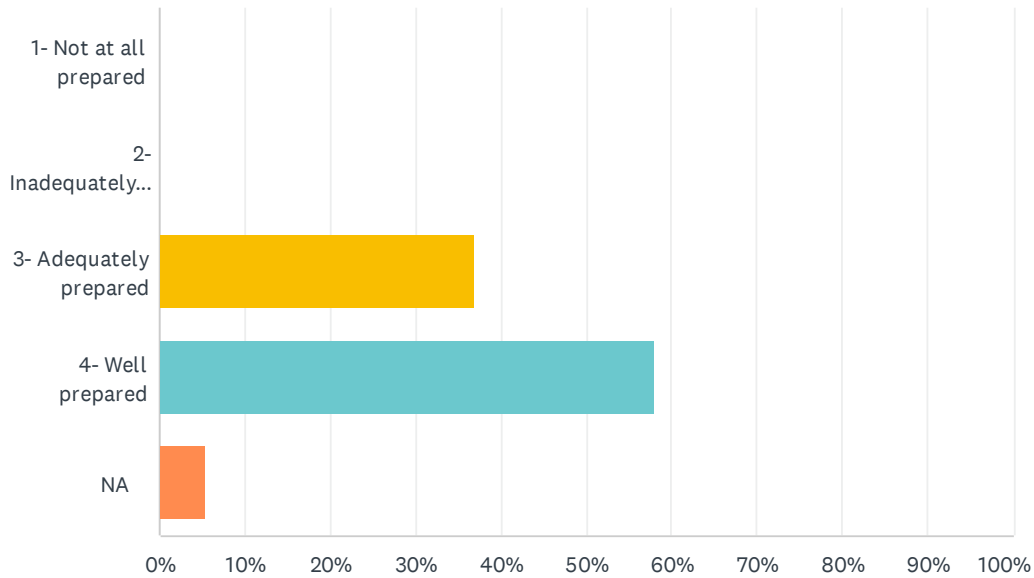
Answered: 19 Skipped: 4



ANSWER CHOICES	RESPONSES	
1- Not at all prepared	0.00%	0
2- Inadequately prepared	0.00%	0
3- Adequately prepared	42.11%	8
4- Well prepared	52.63%	10
NA	5.26%	1
TOTAL		19

## Q22 Component 3c: Engaging Students in Learning: Activities and assignments; Grouping of students; Instructional materials and resources; and Structure and pacing

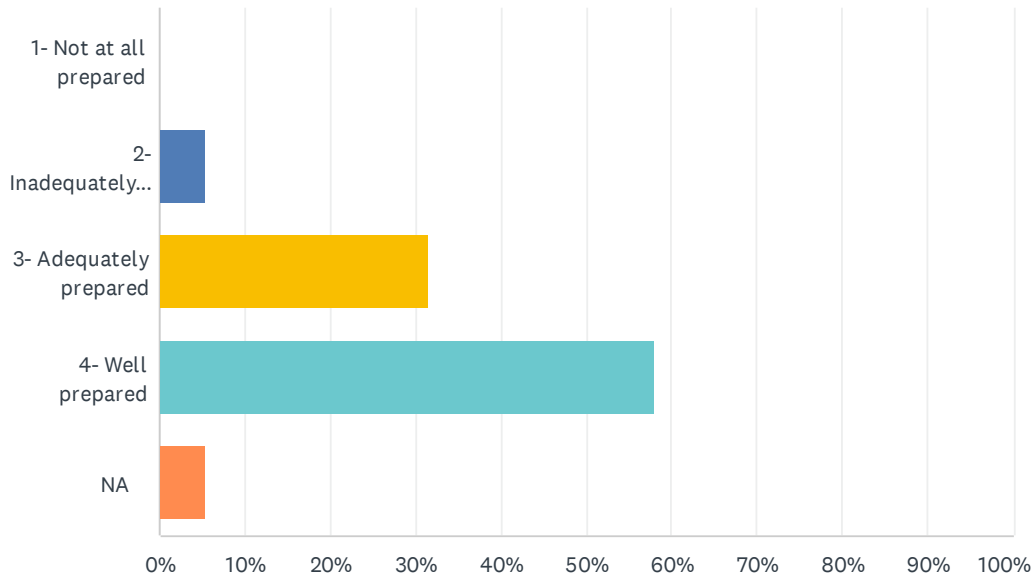
Answered: 19 Skipped: 4



ANSWER CHOICES	RESPONSES	
1- Not at all prepared	0.00%	0
2- Inadequately prepared	0.00%	0
3- Adequately prepared	36.84%	7
4- Well prepared	57.89%	11
NA	5.26%	1
<b>TOTAL</b>		<b>19</b>

## Q23 Component 3d: Using assessment in Instruction: Assessment criteria; Monitoring of student learning; Feedback to students; and Student self-assessment and monitoring of progress

Answered: 19 Skipped: 4

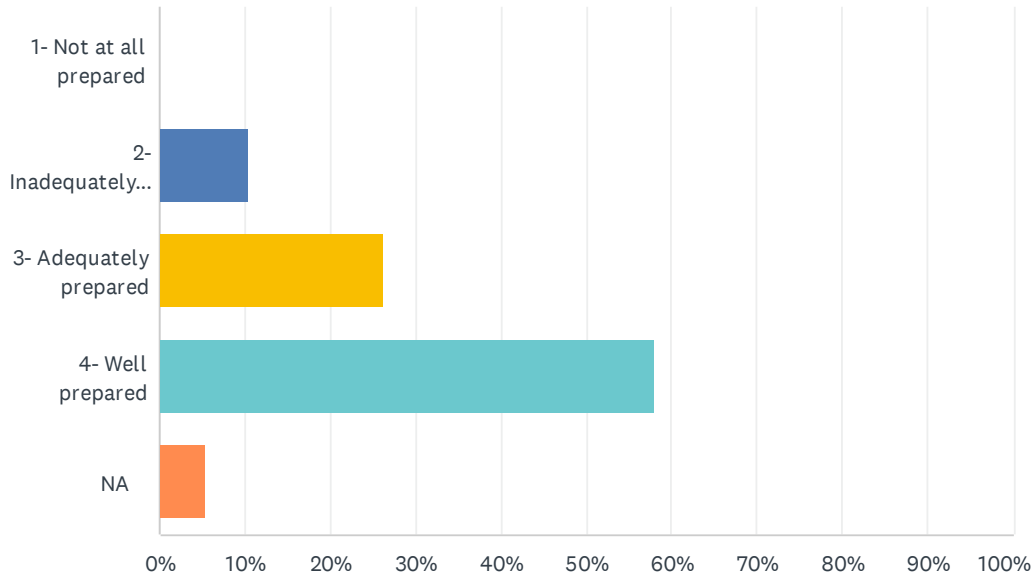


ANSWER CHOICES	RESPONSES	
1- Not at all prepared	0.00%	0
2- Inadequately prepared	5.26%	1
3- Adequately prepared	31.58%	6
4- Well prepared	57.89%	11
NA	5.26%	1
TOTAL		19



## Q24 Component 3e: Demonstrating Flexibility and Responsiveness: Lesson adjustment; Response to students; and Persistence

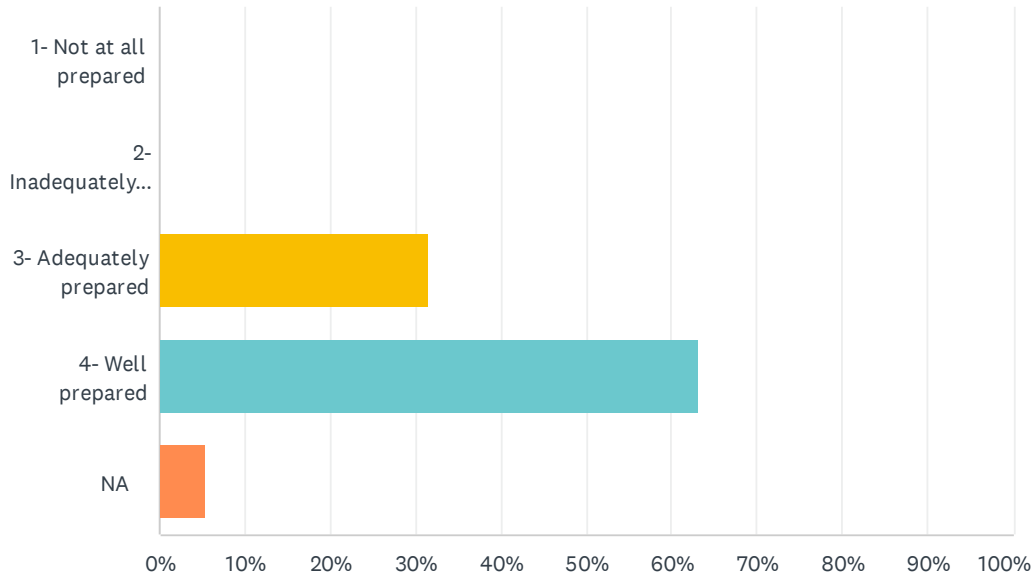
Answered: 19   Skipped: 4



ANSWER CHOICES	RESPONSES	
1- Not at all prepared	0.00%	0
2- Inadequately prepared	10.53%	2
3- Adequately prepared	26.32%	5
4- Well prepared	57.89%	11
NA	5.26%	1
TOTAL		19

## Q25 Component 4a: Reflecting on Teaching: Accuracy; and Use in future teaching

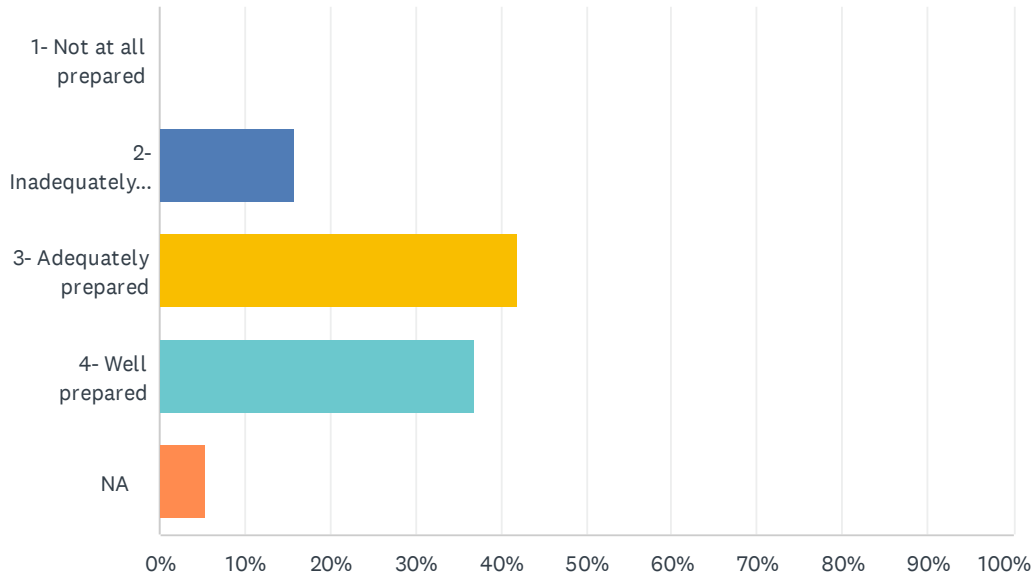
Answered: 19   Skipped: 4



ANSWER CHOICES	RESPONSES	
1- Not at all prepared	0.00%	0
2- Inadequately prepared	0.00%	0
3- Adequately prepared	31.58%	6
4- Well prepared	63.16%	12
NA	5.26%	1
TOTAL		19

## Q26 Component 4b: Maintaining Accurate Records: Student completion of assignments; Student progress in learning; and Non-instructional records

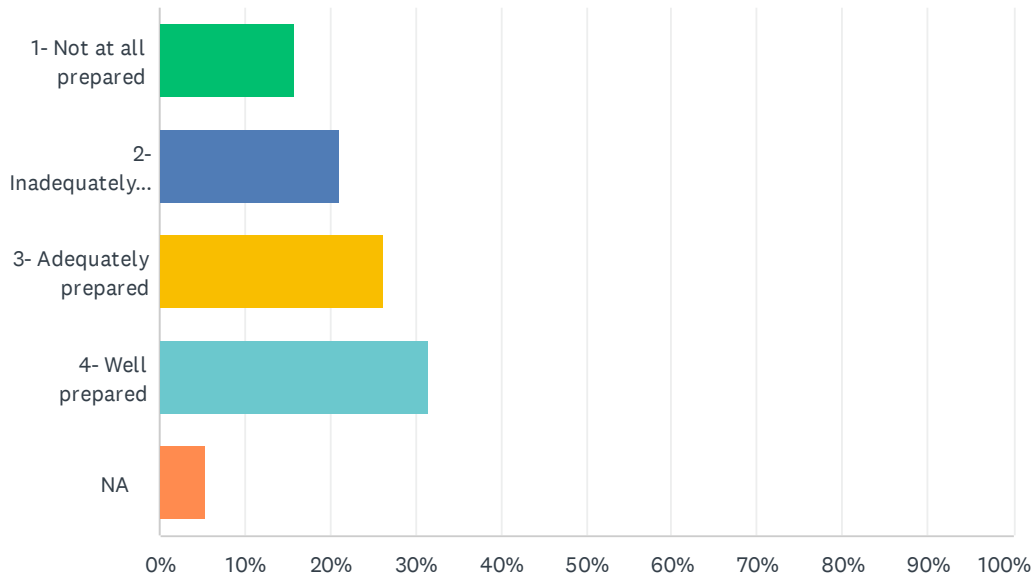
Answered: 19 Skipped: 4



ANSWER CHOICES	RESPONSES	
1- Not at all prepared	0.00%	0
2- Inadequately prepared	15.79%	3
3- Adequately prepared	42.11%	8
4- Well prepared	36.84%	7
NA	5.26%	1
TOTAL		19

## Q27 Component 4c: Communicating with Families: Information about the instructional program; Information about individual students; and Engagement of families in the instructional program

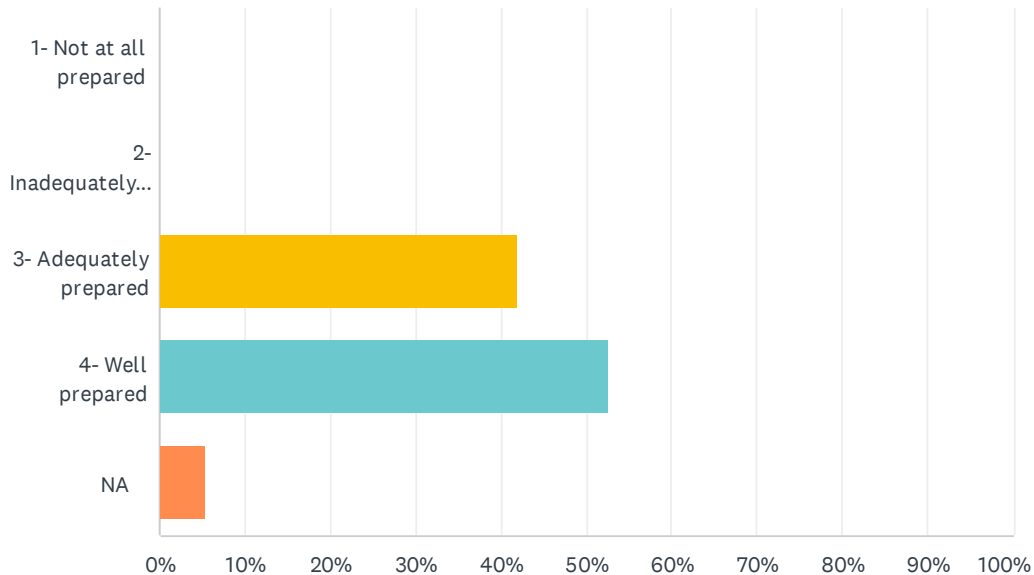
Answered: 19 Skipped: 4



ANSWER CHOICES	RESPONSES	
1- Not at all prepared	15.79%	3
2- Inadequately prepared	21.05%	4
3- Adequately prepared	26.32%	5
4- Well prepared	31.58%	6
NA	5.26%	1
<b>TOTAL</b>		<b>19</b>

**Q28 Component 4d: Participating in a Professional Community:  
Relationships with colleagues; Involvement in a culture of professional  
inquiry; Service to the school; and Participation in school and other district  
projects**

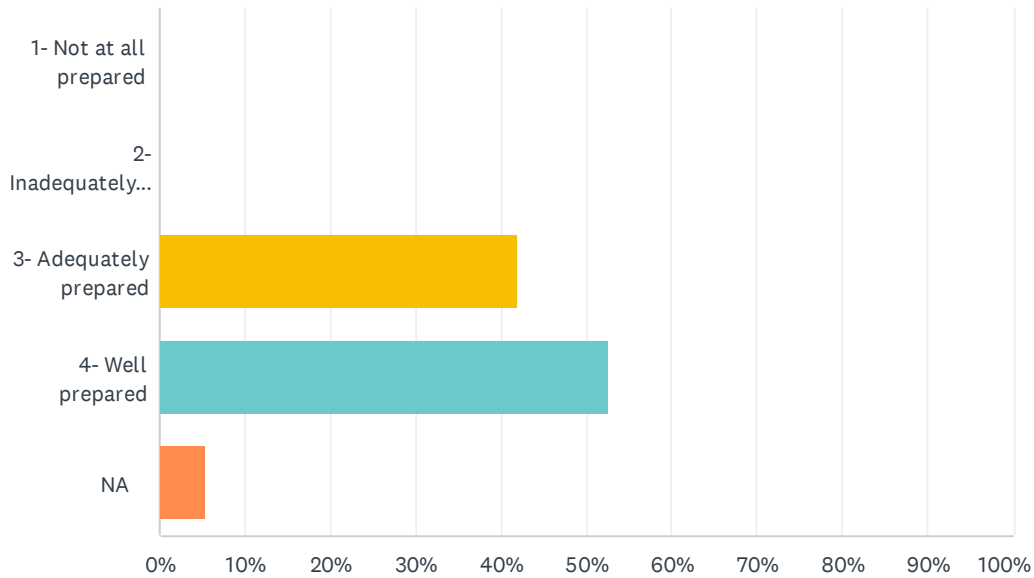
Answered: 19 Skipped: 4



ANSWER CHOICES	RESPONSES	
1- Not at all prepared	0.00%	0
2- Inadequately prepared	0.00%	0
3- Adequately prepared	42.11%	8
4- Well prepared	52.63%	10
NA	5.26%	1
<b>TOTAL</b>		<b>19</b>

## Q29 Component 4e: Growing and Developing Professionally: Enhancement of content knowledge and pedagogical skill; Receptivity to feedback from colleagues; and Service to the profession

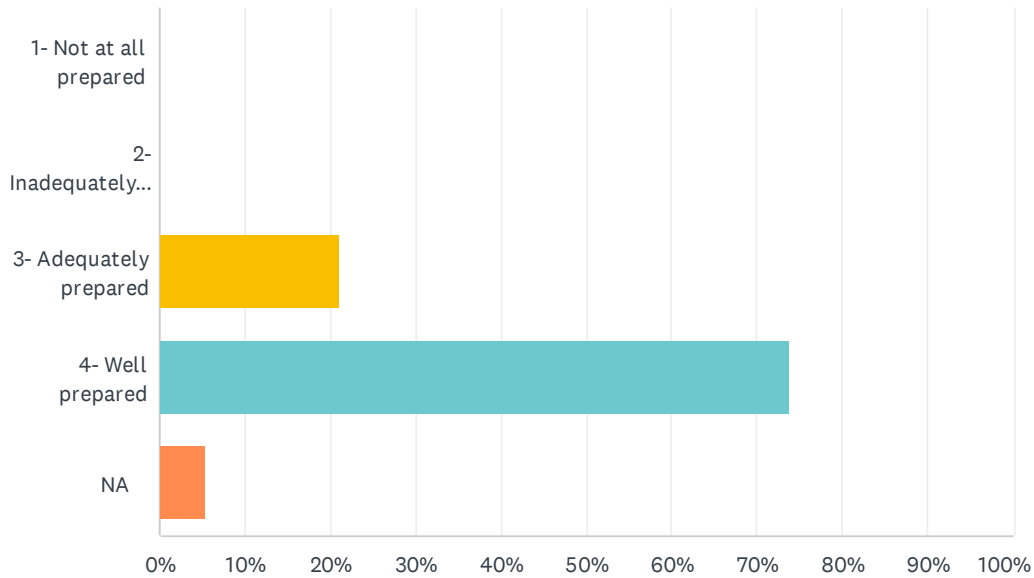
Answered: 19 Skipped: 4



ANSWER CHOICES	RESPONSES	
1- Not at all prepared	0.00%	0
2- Inadequately prepared	0.00%	0
3- Adequately prepared	42.11%	8
4- Well prepared	52.63%	10
NA	5.26%	1
TOTAL		19

## Q30 Component 4f: Showing Professionalism: Integrity and ethical conduct; Service to students; Advocacy; Decision making; and Compliance with school and district regulations

Answered: 19 Skipped: 4



ANSWER CHOICES	RESPONSES	
1- Not at all prepared	0.00%	0
2- Inadequately prepared	0.00%	0
3- Adequately prepared	21.05%	4
4- Well prepared	73.68%	14
NA	5.26%	1
TOTAL		19

**Q31 Please write a statement that describes your experiences earning your education degree at John Brown University. These statements could be included in our accreditation report or in our promotional literature.**

Answered: 9 Skipped: 14

#	RESPONSES	DATE
1	I am thankful for my MAT through John Brown University. The small class size enabled in-depth conversation on all topics and allowed for specific and timely feedback from both peers and instructors on assignments and activities such as assessment and curriculum design, mock classroom management scenarios, and practice teaching a mini-lesson.	5/29/2022 8:15 PM
2	JBU showed how supportive staff and faculty can make all the difference in my success as a student. Every assignment or discussion has come up or was needed within my first semester of teaching. There are concepts I'm able to grasp, tasks I'm able to complete better than colleagues that are veteran teachers. All of this is thanks to the wonderful foundation provided by JBU professors.	5/23/2022 2:46 PM
3	I loved my experience learning to be a teacher at JBU. I think, as I imagine is the case no matter what teacher preparation program a person attends, that most of the learning about how to be a good teacher comes with actually being a teacher and learning on the job, but I feel that JBU did as good of a job as any teacher prep program would have preparing me to learn on the job.	5/13/2022 2:46 PM
4	Being in an elementary classroom prepared me for teaching better than any other experience, so easily one of the best parts of the JBU education program is pushing students into real classrooms (and especially encouraging internship during the fall semester).	5/13/2022 1:05 PM
5	JBU's Education program prepared me immensely for my first year of teaching. I have felt so supported by the background in lesson planning, resources, management techniques, grading philosophies and rubrics, professionalism and integrity, and on and on. It is an excellent program.	5/13/2022 9:11 AM
6	I strongly believe my education degree at John Brown University has equipped me for my first year of teaching in Arkansas public schools. During internship, we learned to be flexible, base lessons on students' needs and interests, use assessment to design instruction, implement feedback from others into our teaching, and grow professionally. I cannot wait to use all this knowledge as I step into my own classroom for the first time in the fall!	5/12/2022 10:45 PM
7	My professors poured into me and showed me what it means to teach to the whole child. I learned how to love an individual well while also ensuring to offer a high quality of instruction. The relationship is where it starts and growing knowledge follows.	5/12/2022 8:18 PM
8	The MAT program at JBU taught me everything I needed to be an effective teacher. I learned best practices at JBU that public school were attempting to teach those already in the profession. I went into my first year of teaching better prepared than my experienced counterparts.	5/12/2022 5:15 PM
9	I believe John Brown University prepared me as much as is possible! There are some limitations that only teaching experience can bring. They did everything they could to prepare us. I honestly am very proud to have gone to JBU.	5/12/2022 3:28 PM