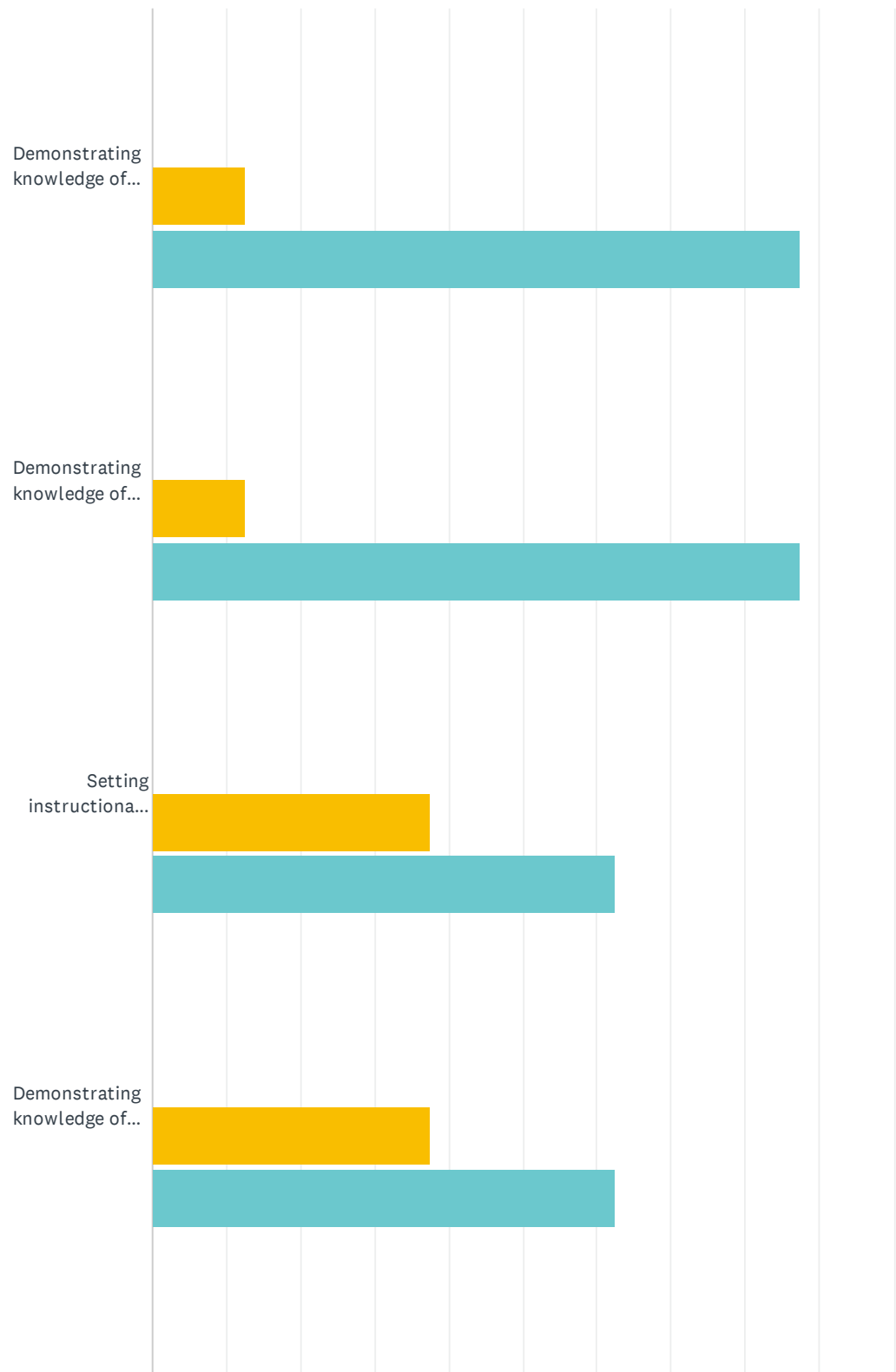
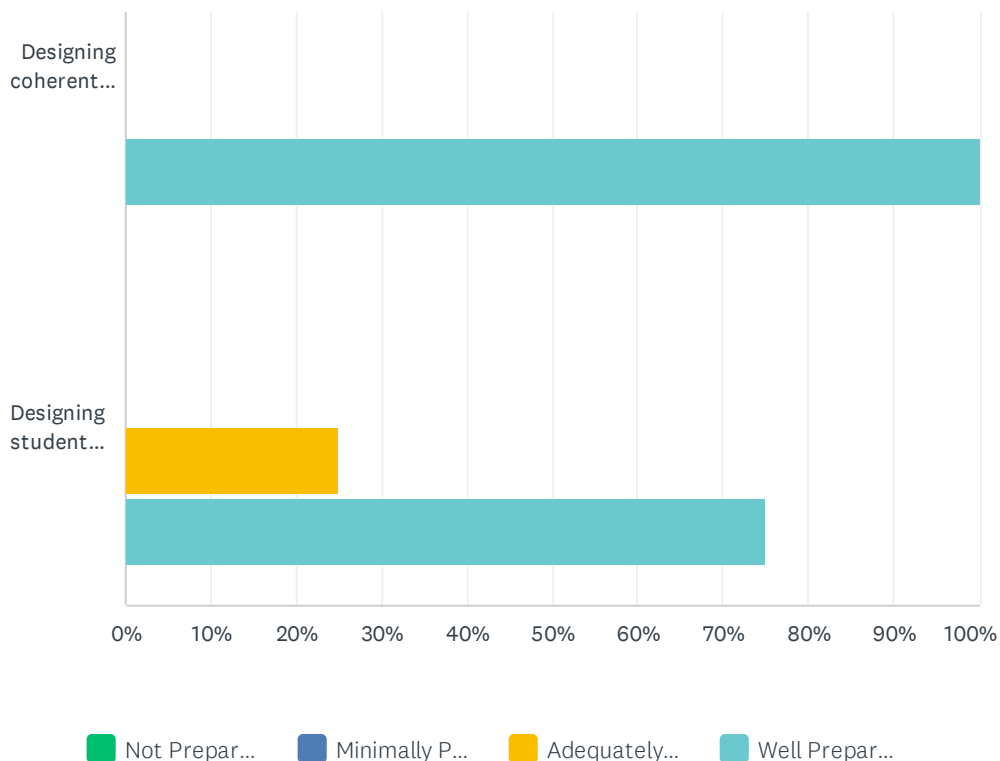


Q1 On a scale of 1 (not prepared) to 4 (well prepared), compared to all novice teachers, how would you rate recent JBU graduates in the following categories related to planning instruction.

Answered: 8 Skipped: 0



Revised 2019 Employer Satisfaction Survey



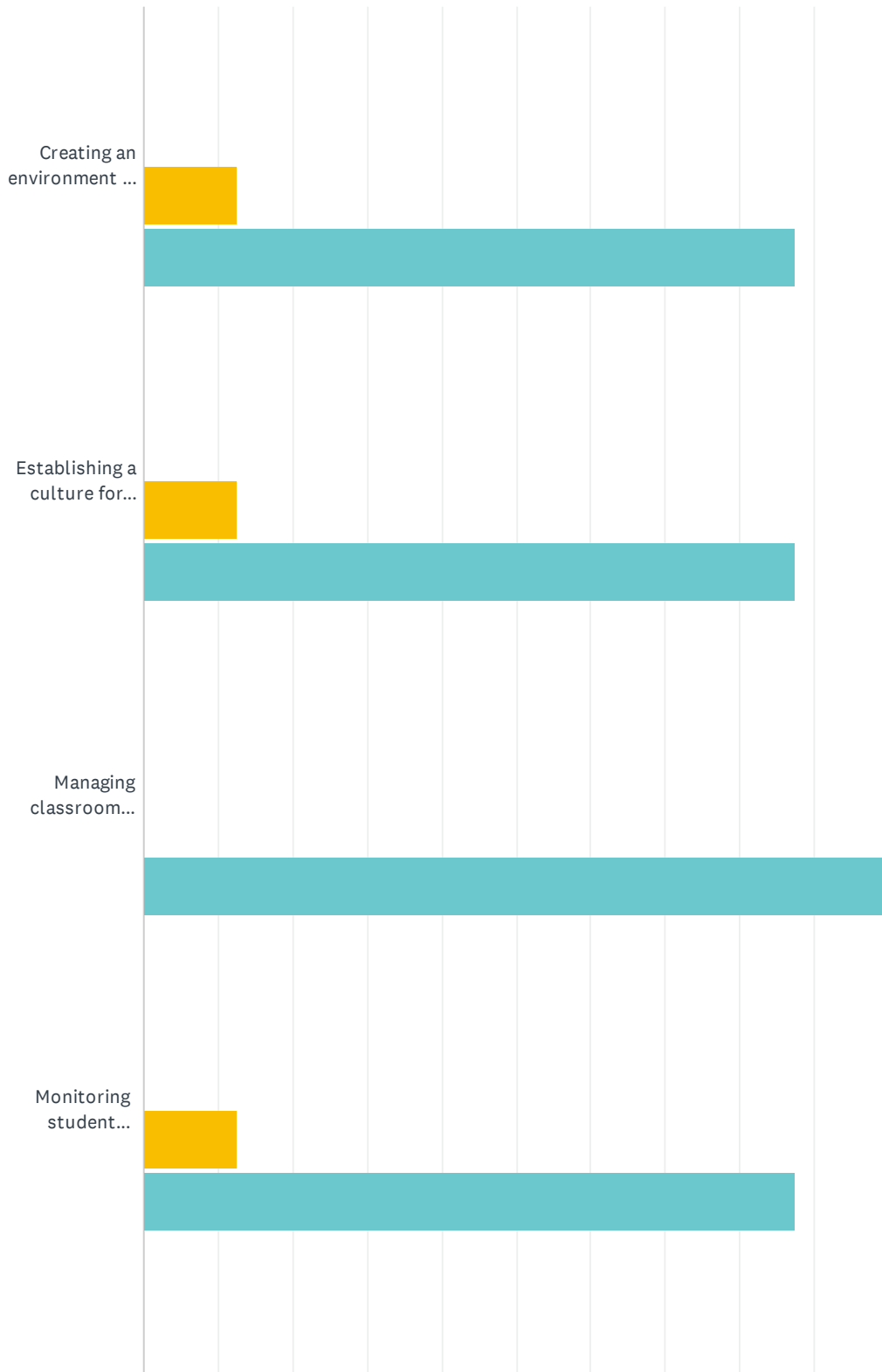
	NOT PREPARED (1)	MINIMALLY PREPARED (2)	ADEQUATELY PREPARED (3)	WELL PREPARED (4)	TOTAL	WEIGHTED AVERAGE
Demonstrating knowledge of content and pedagogy	0.00% 0	0.00% 0	12.50% 1	87.50% 7	8	3.88
Demonstrating knowledge of students	0.00% 0	0.00% 0	12.50% 1	87.50% 7	8	3.88
Setting instructional outcomes	0.00% 0	0.00% 0	37.50% 3	62.50% 5	8	3.63
Demonstrating knowledge of instructional resources	0.00% 0	0.00% 0	37.50% 3	62.50% 5	8	3.63
Designing coherent instruction	0.00% 0	0.00% 0	0.00% 0	100.00% 8	8	4.00
Designing student assessments	0.00% 0	0.00% 0	25.00% 2	75.00% 6	8	3.75

Revised 2019 Employer Satisfaction Survey

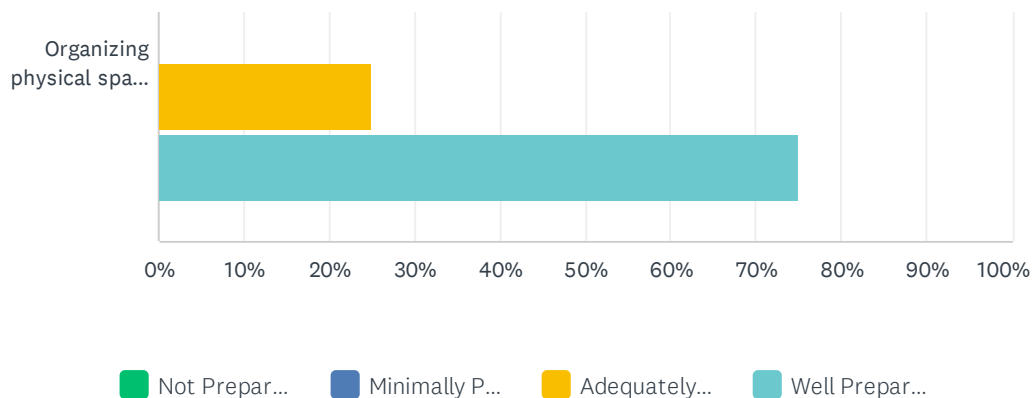
BASIC STATISTICS					
	MINIMUM	MAXIMUM	MEDIAN	MEAN	STANDARD DEVIATION
Demonstrating knowledge of content and pedagogy	3.00	4.00	4.00	3.88	0.33
Demonstrating knowledge of students	3.00	4.00	4.00	3.88	0.33
Setting instructional outcomes	3.00	4.00	4.00	3.63	0.48
Demonstrating knowledge of instructional resources	3.00	4.00	4.00	3.63	0.48
Designing coherent instruction	4.00	4.00	4.00	4.00	0.00
Designing student assessments	3.00	4.00	4.00	3.75	0.43

Q2 On a scale of 1 (not prepared) to 4 (well prepared), compared to all novice teachers, how would you rate recent JBU graduates in the following categories related to classroom environment.

Answered: 8 Skipped: 0



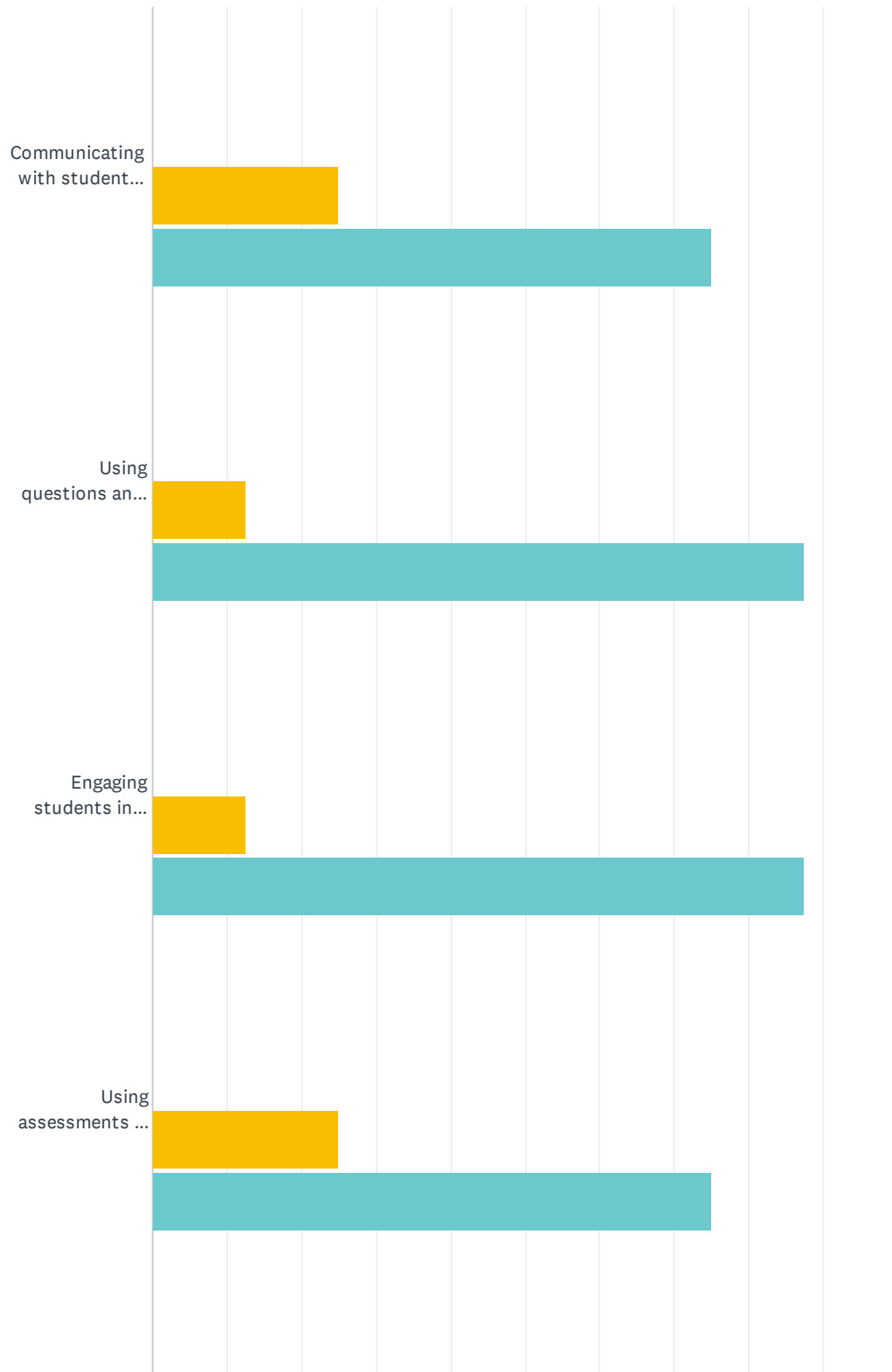
Revised 2019 Employer Satisfaction Survey



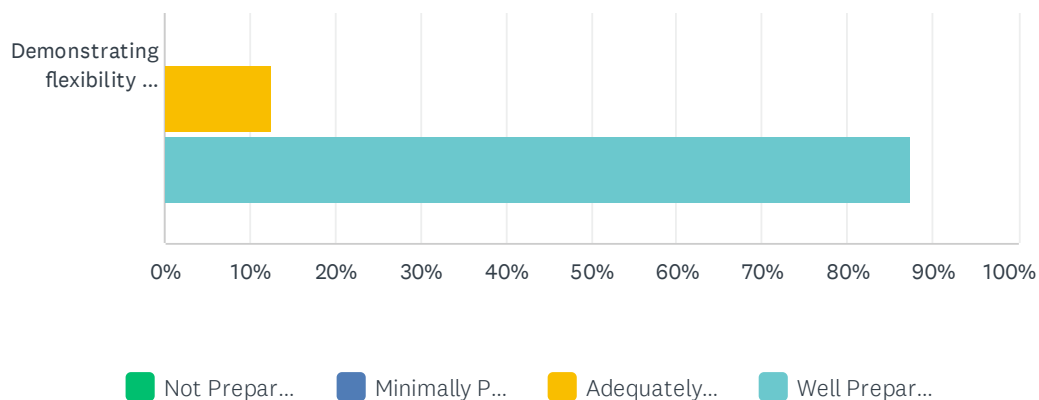
	NOT PREPARED	MINIMALLY PREPARED	ADEQUATELY PREPARED	WELL PREPARED	TOTAL	WEIGHTED AVERAGE
Creating an environment of Respect and Rapport	0.00% 0	0.00% 0	12.50% 1	87.50% 7	8	3.88
Establishing a culture for learning	0.00% 0	0.00% 0	12.50% 1	87.50% 7	8	3.88
Managing classroom procedures (transitions, etc.)	0.00% 0	0.00% 0	0.00% 0	100.00% 8	8	4.00
Monitoring student behavior	0.00% 0	0.00% 0	12.50% 1	87.50% 7	8	3.88
Organizing physical space (safety, desk arrangement, etc.)	0.00% 0	0.00% 0	25.00% 2	75.00% 6	8	3.75

Q3 On a scale of 1 (not prepared) to 4 (well prepared), compared to all novice teachers, how would you rate recent JBU graduates in the following categories related to classroom instruction.

Answered: 8 Skipped: 0



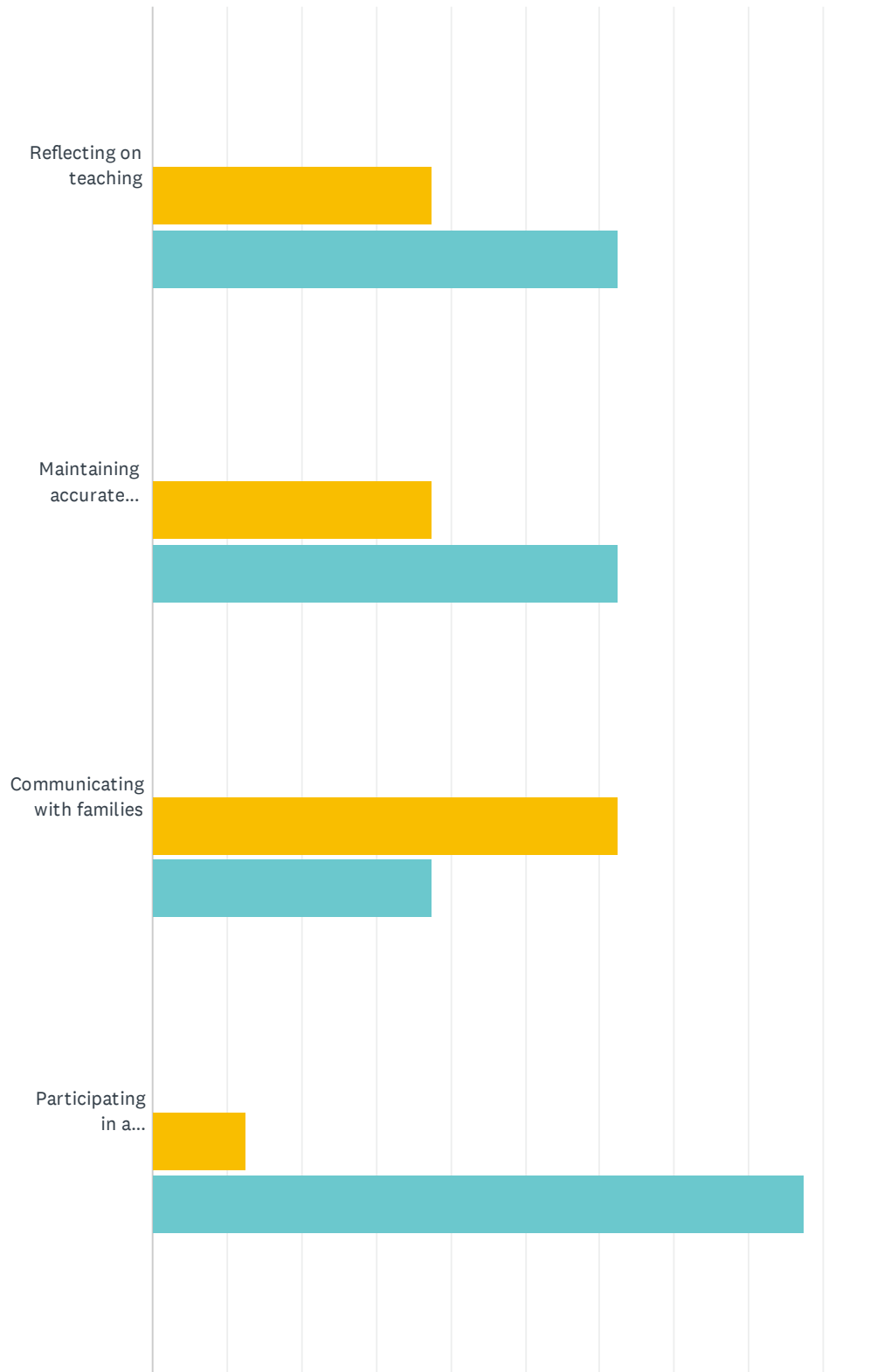
Revised 2019 Employer Satisfaction Survey



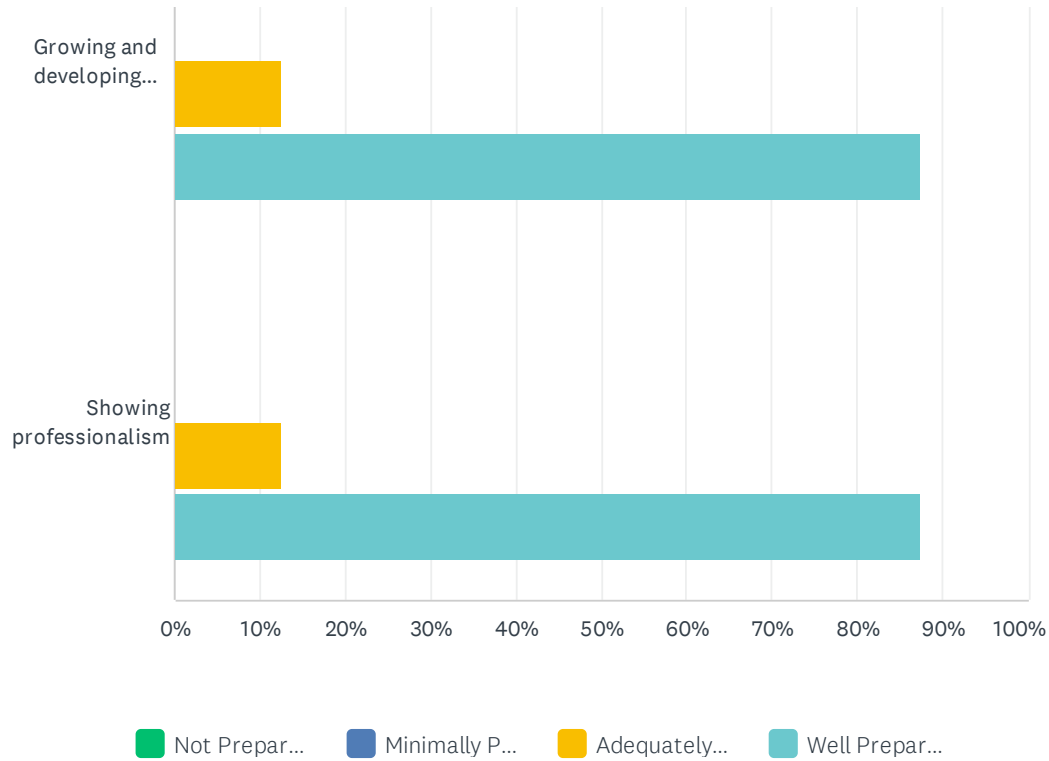
	NOT PREPARED	MINIMALLY PREPARED	ADEQUATELY PREPARED	WELL PREPARED	TOTAL	WEIGHTED AVERAGE
Communicating with students (directions, oral and written language)	0.00% 0	0.00% 0	25.00% 2	75.00% 6	8	3.75
Using questions and discussion techniques	0.00% 0	0.00% 0	12.50% 1	87.50% 7	8	3.88
Engaging students in learning	0.00% 0	0.00% 0	12.50% 1	87.50% 7	8	3.88
Using assessments in instruction (monitoring progress)	0.00% 0	0.00% 0	25.00% 2	75.00% 6	8	3.75
Demonstrating flexibility and responsiveness	0.00% 0	0.00% 0	12.50% 1	87.50% 7	8	3.88

Q4 On a scale of 1 (not prepared) to 4 (well prepared), compared to all novice teachers, how would you rate recent JBU graduates in the following categories related to professionalism.

Answered: 8 Skipped: 0



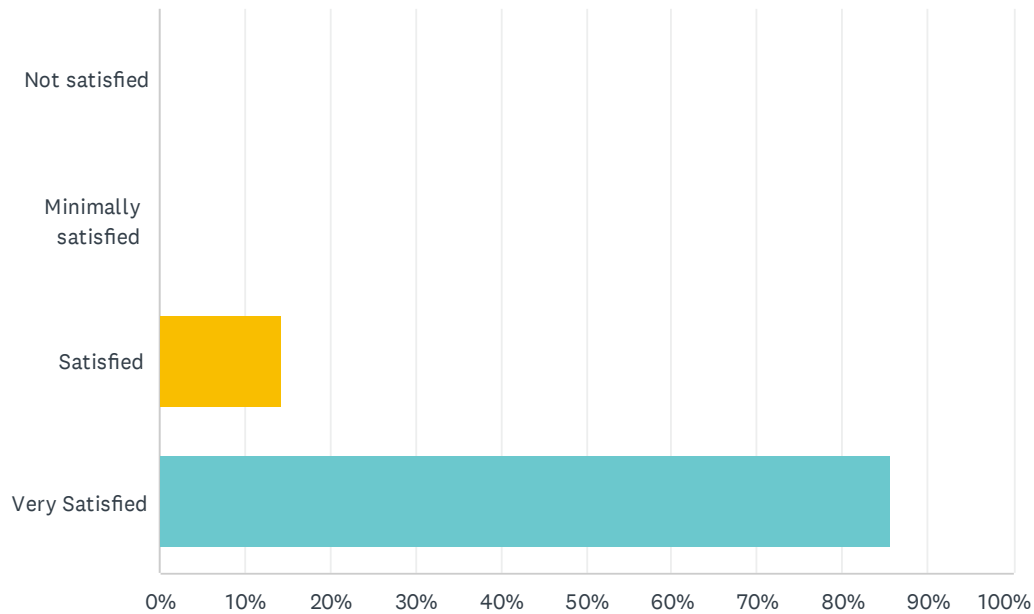
Revised 2019 Employer Satisfaction Survey



	NOT PREPARED	MINIMALLY PREPARED	ADEQUATELY PREPARED	WELL PREPARED	TOTAL	WEIGHTED AVERAGE
Reflecting on teaching	0.00% 0	0.00% 0	37.50% 3	62.50% 5	8	3.63
Maintaining accurate records	0.00% 0	0.00% 0	37.50% 3	62.50% 5	8	3.63
Communicating with families	0.00% 0	0.00% 0	62.50% 5	37.50% 3	8	3.38
Participating in a professional learning community	0.00% 0	0.00% 0	12.50% 1	87.50% 7	8	3.88
Growing and developing professionally	0.00% 0	0.00% 0	12.50% 1	87.50% 7	8	3.88
Showing professionalism	0.00% 0	0.00% 0	12.50% 1	87.50% 7	8	3.88

Q5 How satisfied are you with the JBU graduates you have hired?

Answered: 7 Skipped: 1



ANSWER CHOICES	RESPONSES	
Not satisfied	0.00%	0
Minimally satisfied	0.00%	0
Satisfied	14.29%	1
Very Satisfied	85.71%	6
TOTAL		7

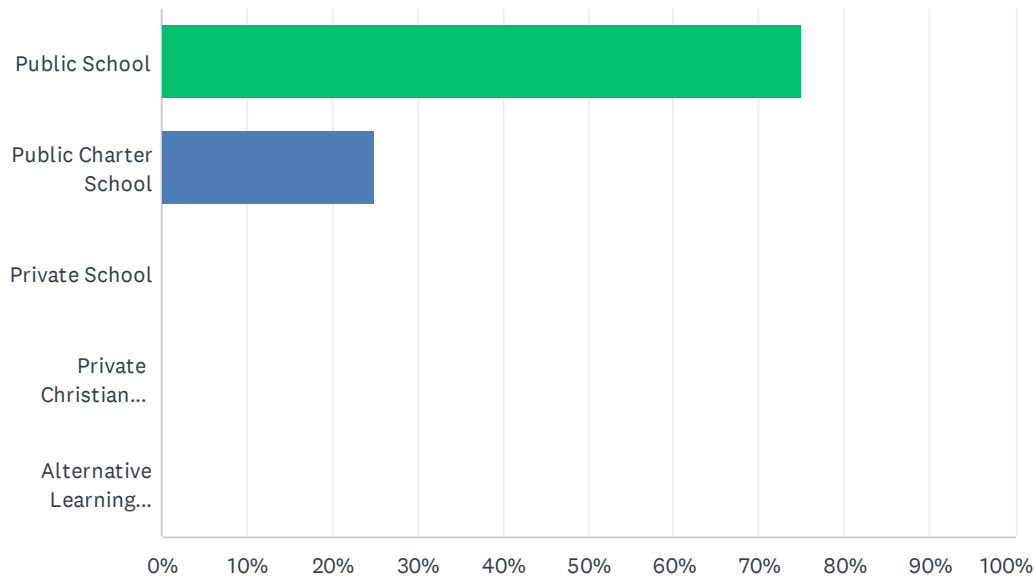
Q6 Any comments you might have concerning JBU Teacher Education graduates or program would be appreciated. Including your name in the comment box gives us permission to use your comments in our promotional materials.

Answered: 5 Skipped: 3

#	RESPONSES	DATE
1	We are so proud of our first year graduate from JBU as a 4th grade teacher. Her preparation has highly prepared her to be successful in a very diverse high poverty school with high mobility. Everything about her classroom creates an environment that is warm and respectful. Her classroom routines and procedures ensure equity in access and her collaboration with team members ensures successes. As a veteran administrator, I have had the privilege of bringing on many new teachers, and this one is incredible! She will most certainly become a distinguished educator in no time and is exactly the right person for empowering the young minds of today, especially during the pandemic. Way to go John Brown University! Miles Erdly, Principal	5/23/2022 4:28 PM
2	You need to continue to work on science of reading at JBU. Our preference would be that they have their state required RISE training before graduating. There are districts that will not even interview a candidate that isn't RISE trained.	5/23/2022 2:14 PM
3	None	5/18/2022 7:23 PM
4	I rated Haley very high because she and your program deserve the high rating. She came on the level of a young veteran teacher. She understood the little things like classroom management, transitions, student disruptions, communication with parents and students. She knew that she had to address these areas and to have a plan to address them. She is very well versed in her content and does a grade job with the delivery and assessment. Overall I like to say she came out of the box ready to teach. She is a natural and your program was great in her preparation.	5/18/2022 4:07 PM
5	Kinsey is the best new teacher I have ever hired. It is hard to believe that she is a novice teacher. If I could clone her 50 times... I would!	5/18/2022 3:17 PM

Q7 Which of the following best describes your school?

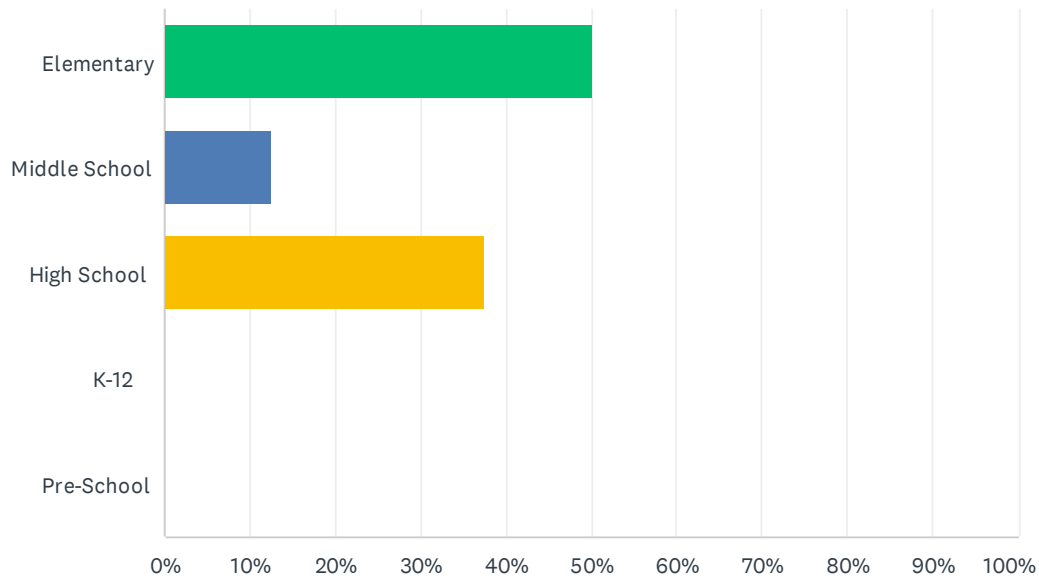
Answered: 8 Skipped: 0



ANSWER CHOICES	RESPONSES	
Public School	75.00%	6
Public Charter School	25.00%	2
Private School	0.00%	0
Private Christian School	0.00%	0
Alternative Learning Environment	0.00%	0
TOTAL		8

Q8 Which of the following best describes your school's configuration?

Answered: 8 Skipped: 0



ANSWER CHOICES	RESPONSES	
Elementary	50.00%	4
Middle School	12.50%	1
High School	37.50%	3
K-12	0.00%	0
Pre-School	0.00%	0
TOTAL		8