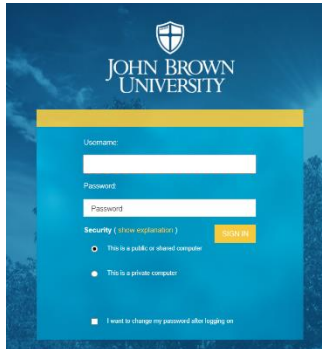


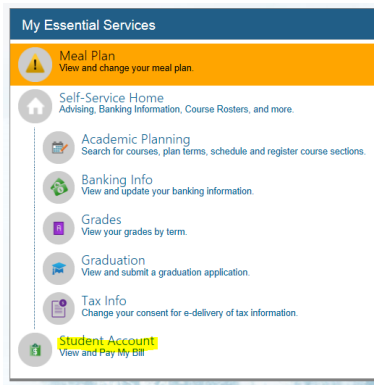
Reviewing Your Student Account Instructions

1. Log into EagleNet

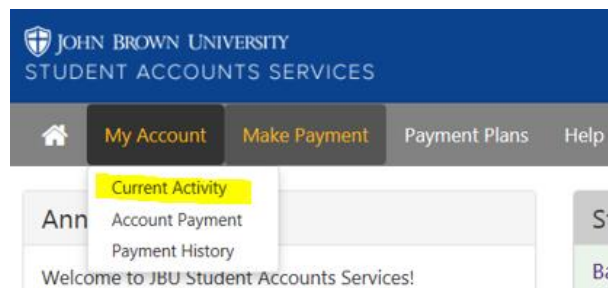
www.eaglenet.jbu.edu



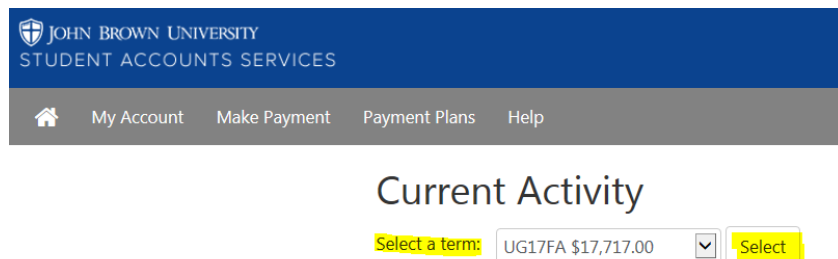
2. "Student Account"



3. "My Account" then click "Current Activity"



4. Select the term and click "Select"



Here you can view **Estimated Financial Aid** and **Account Charges**.

The bottom of the screen will show the **Term Balance due**.

Current Activity

Select a term:

Estimated Financial Aid

Currently you do not have pending financial aid for the selected term.

Account Activity

Click a column header to sort the entries.

Description	Date	Amount (\$)
▸ Tuition		\$12,500.00
▸ General Fee		\$572.00
▸ Room and Board		\$4,520.00
▸ Fees		\$125.00
Term Balance:		\$17,717.00
Term Balance Including Estimated Aid:		\$17,717.00

[Make a Payment](#)