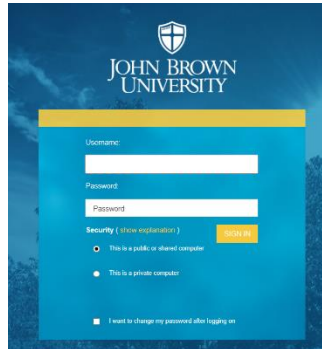


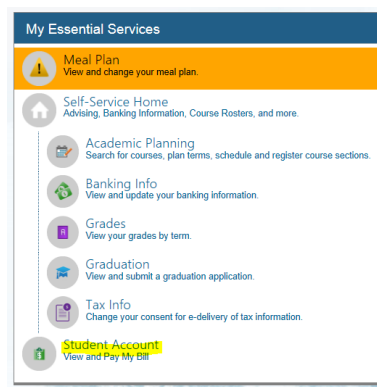
Making a Payment

1. Log into EagleNet

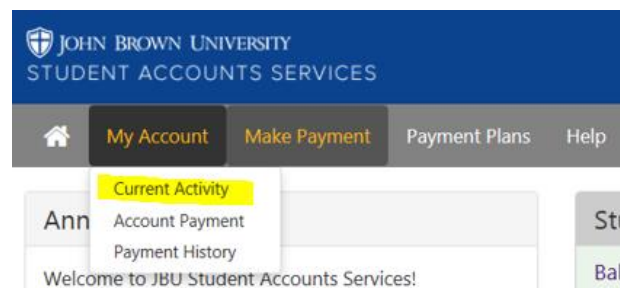
www.eaglenet.jbu.edu



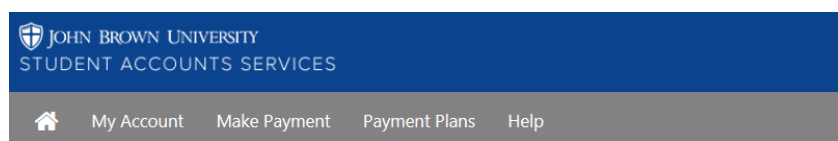
2. "Student Account"



3. "My Account" then click "Current Activity"



4. Select the term and click "Select"



Current Activity

Select a term: UG17FA \$17,717.00

5. Click **“Make a Payment”**

Current Activity

Select a term: UG17FA \$17,717.00

Estimated Financial Aid

Currently you do not have pending financial aid for the selected term.

Account Activity

Click a column header to sort the entries.

Description	Date	Amount (\$)
▸ Tuition		\$12,500.00
▸ General Fee		\$572.00
▸ Room and Board		\$4,520.00
▸ Fees		\$125.00
Term Balance:		\$17,717.00
Term Balance Including Estimated Aid:		\$17,717.00

6. Select **“Pay by Term”** and click the correct term.

7. Enter the amount you wish to pay in the box

8. Enter the correct date in **“Payment Date”** and click **“Continue”**

Account Payment

Amount	Payment method	Confirmation	Payment Receipt
--------	----------------	--------------	-----------------

Select Payment

Pay by term:

UG17FA

\$17,717.00

**Example
Amount**

\$

Payment date:

Memo:

9. Enter the payment information

10. Confirm information