

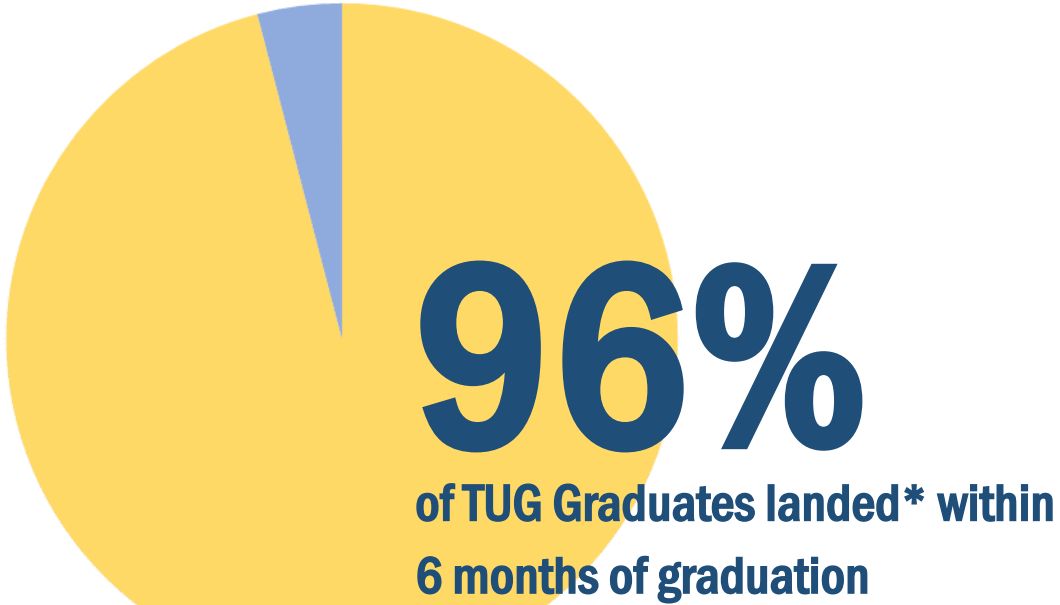
John Brown University 2022-23 First Destination Survey Results



Survey Administered by Eve Jagger,
Director of Career Development

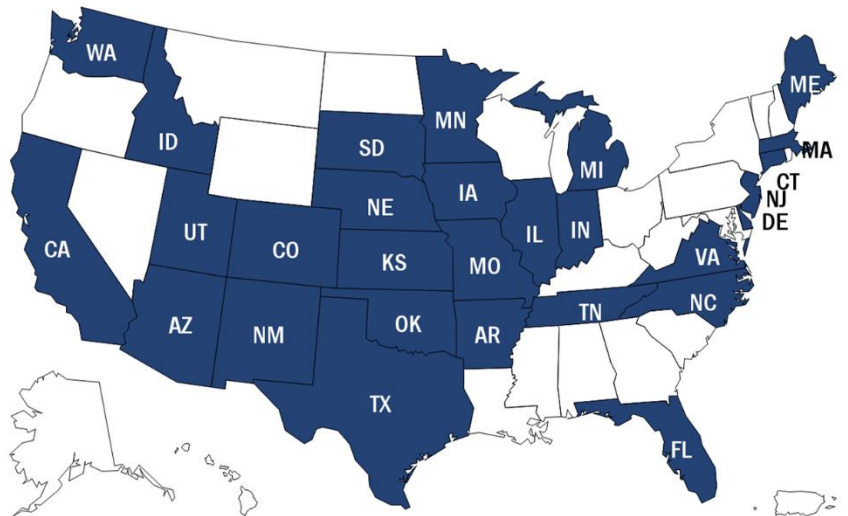
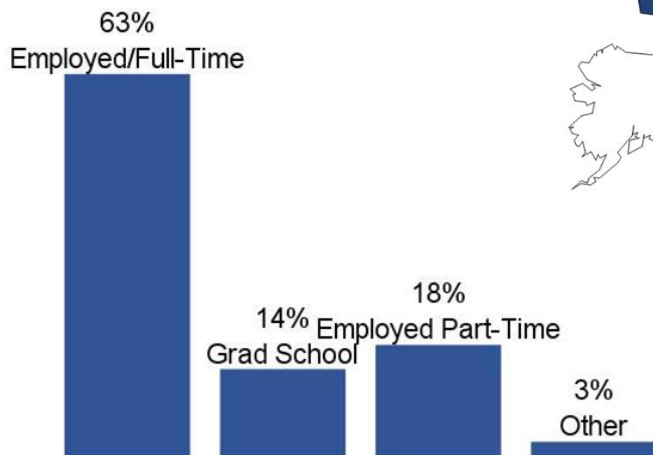
Report Prepared by Lynette Duncan,
Director of Institutional Research & Assessment
December 14, 2023

TUG Quick Facts



Knowledge Rate: 99%
Each respondent was counted only once

Where TUG Graduates Landed



Respondents in grad school who were also employed were counted in both categories.

Introduction

The JBU Career Development Center surveyed all prospective JBU graduates using the JBU *First Destination Survey* which reports future employment and education plans. This document summarizes the analysis of the survey given to August 2022, December 2022, and May 2023 graduates. The survey was administered to prospective graduates from JBU's traditional undergraduate (TUG), online undergraduate (OLUG), and graduate (GR) programs. In 2022-23, there were 281 TUG graduates, 49 OLUG graduates, and 158 GR graduates.

Definitions:

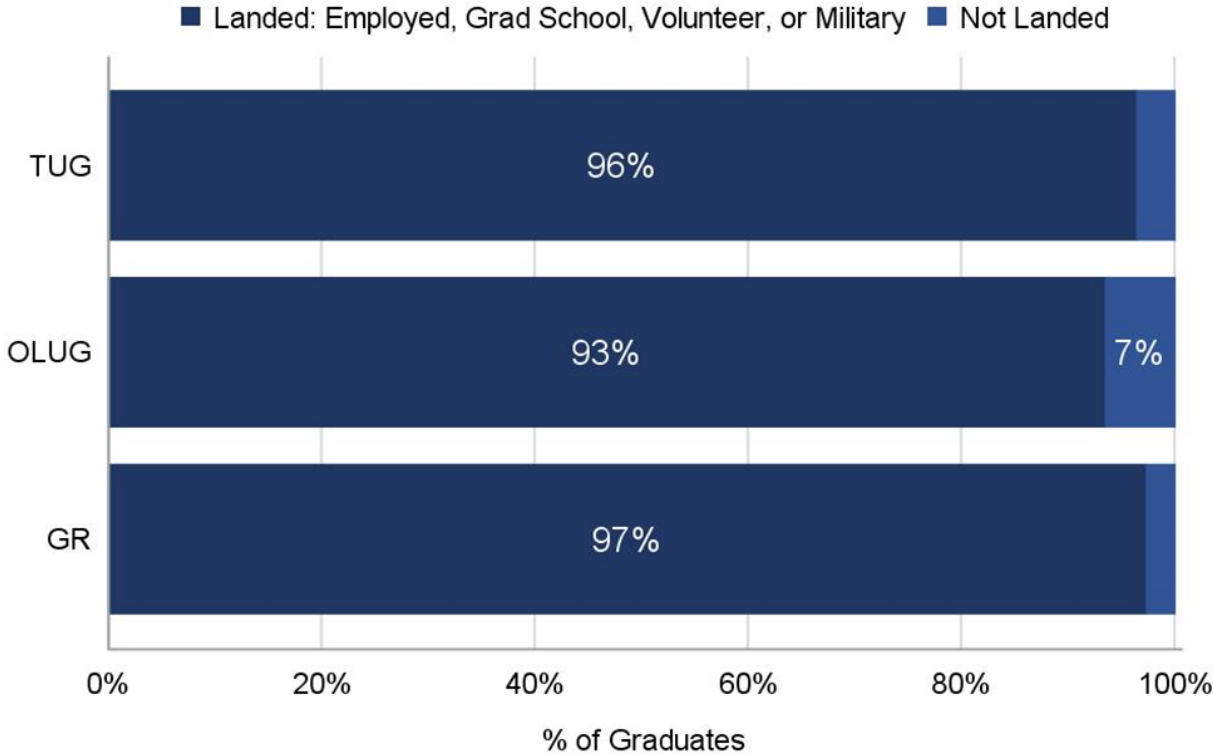
Knowledge rate is the percentage of graduates for whom the institution has information about their postgraduate career activities. This information is gathered from multiple sources including student responses, social media, JBU faculty/staff, and National Student Clearinghouse (NSC). This definition is from the National Association of Colleges and Employers (NACE).

Landed rate (also called Career Outcome Rate by NACE) is the number of students employed, volunteering, in the military, or continuing education divided by the number of students whose career activities are known.

Response rate is used for all other survey questions and is calculated as the number of graduates who answered the question divided by the number of graduates. The response rate varies from question to question.

Employment/Grad School Rates

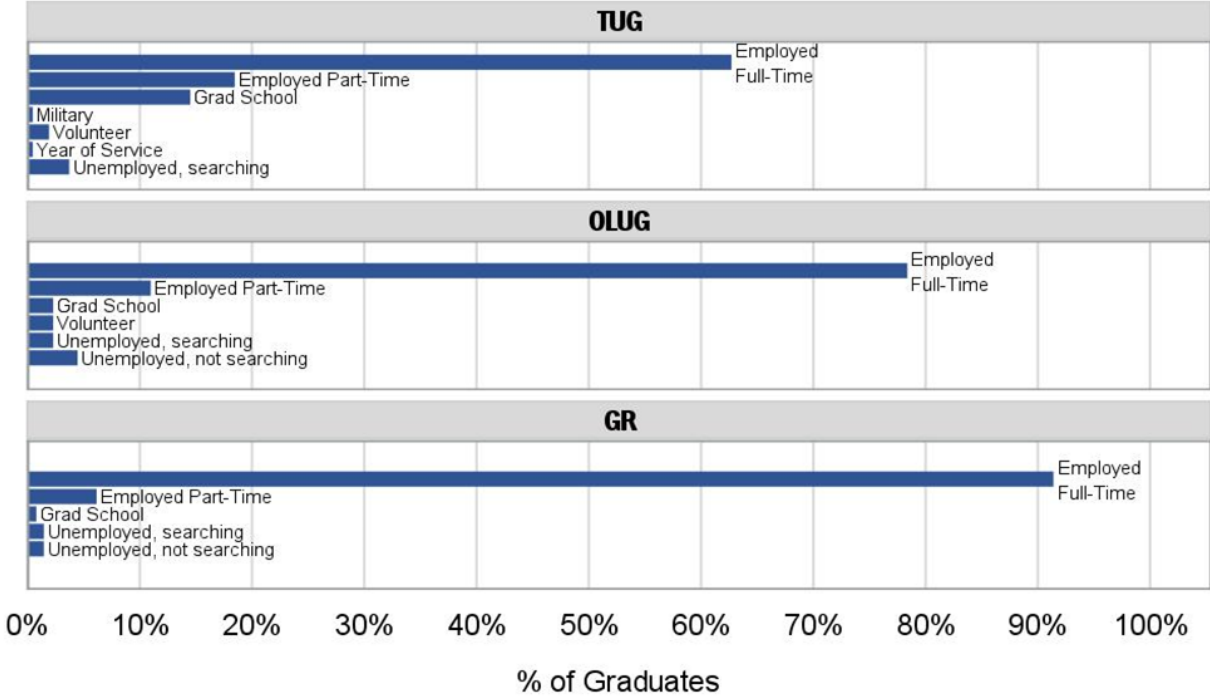
Of the survey respondents, 96% of TUG, 93% of OLUG, and 97% of Grad graduates landed within 6 months of graduation.



Knowledge Rate: TUG 99%, OLUG 94%, Grad 94%

Most respondents landed employment and/or enrolled in graduate school within 6 months of graduation.

(Respondents in grad school who were also employed were counted in part-time employment and grad school categories.)



Knowledge Rate: TUG 99%, OLUG 94%, Grad 94%

Detailed Post-Graduation Status

| Post-Graduation Status | TUG | | OLUG | | GR | |
|--|------------|------------------------|------------|------------------------|------------|------------------------|
| | Headcount | Percent of Respondents | Headcount | Percent of Respondents | Headcount | Percent of Respondents |
| Employed Full-Time | 174 | 63% | 36 | 78% | 136 | 91% |
| Employed Part-Time | 47 | 17% | 5 | 11% | 8 | 5% |
| Total Employed | 221 | 79% | 41 | 89% | 144 | 97% |
| Grad School* | 40 | 14% | 1 | 2% | 1 | 1% |
| Military | 1 | 0% | 0 | 0% | 0 | 0% |
| Volunteer | 5 | 2% | 1 | 2% | 0 | 0% |
| Year of Service | 1 | 0% | 0 | 0% | 0 | 0% |
| Total Landed (unduplicated headcount)** | 268 | 96% | 43 | 93% | 145 | 97% |
| Unemployed, searching | 10 | 4% | 1 | 2% | 2 | 1% |
| Unemployed, not searching | 0 | 0% | 2 | 4% | 2 | 1% |
| Total Number of Responses | 278 | | 46 | | 149 | |
| Total Number of Graduates | 281 | | 49 | | 158 | |
| Knowledge Rate | 99% | | 94% | | 94% | |

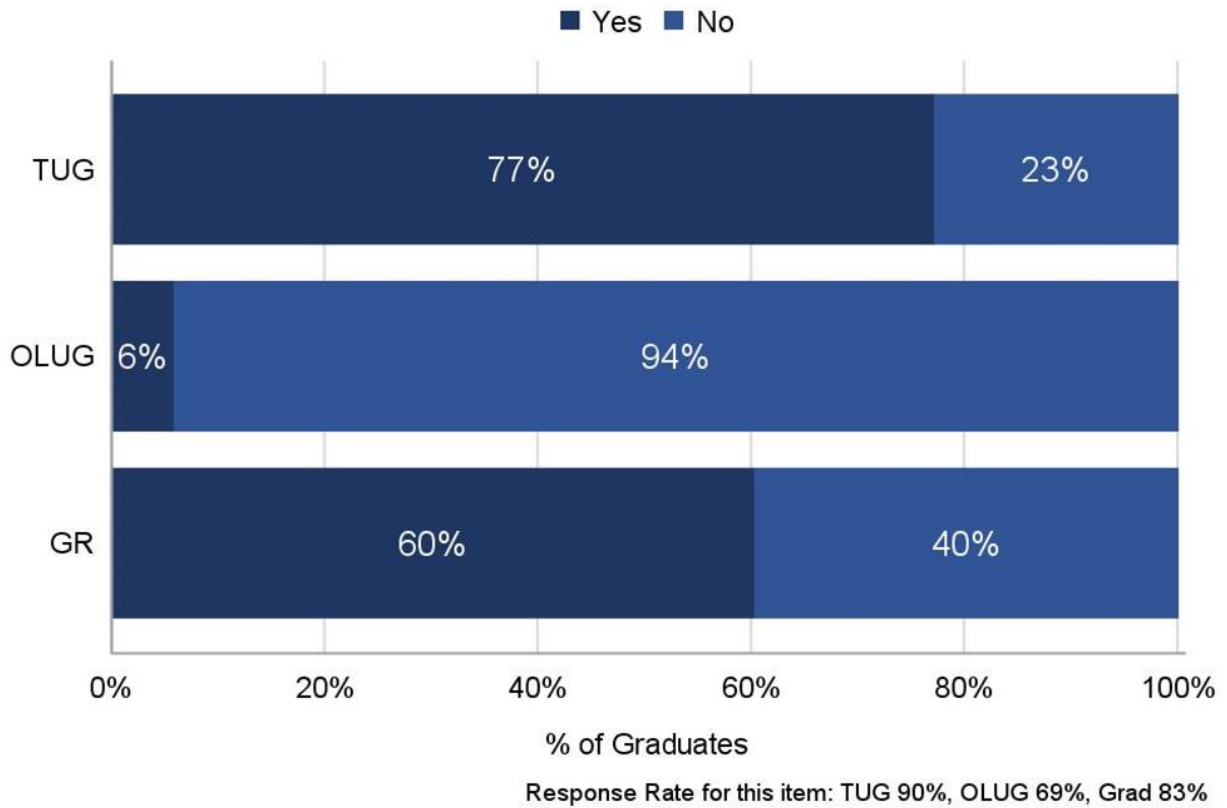
*Respondents in graduate school who were also employed were counted in both categories.

** "Total Landed" counts each graduate only once.

Internships

Graduates were asked if they completed an internship prior to graduation.

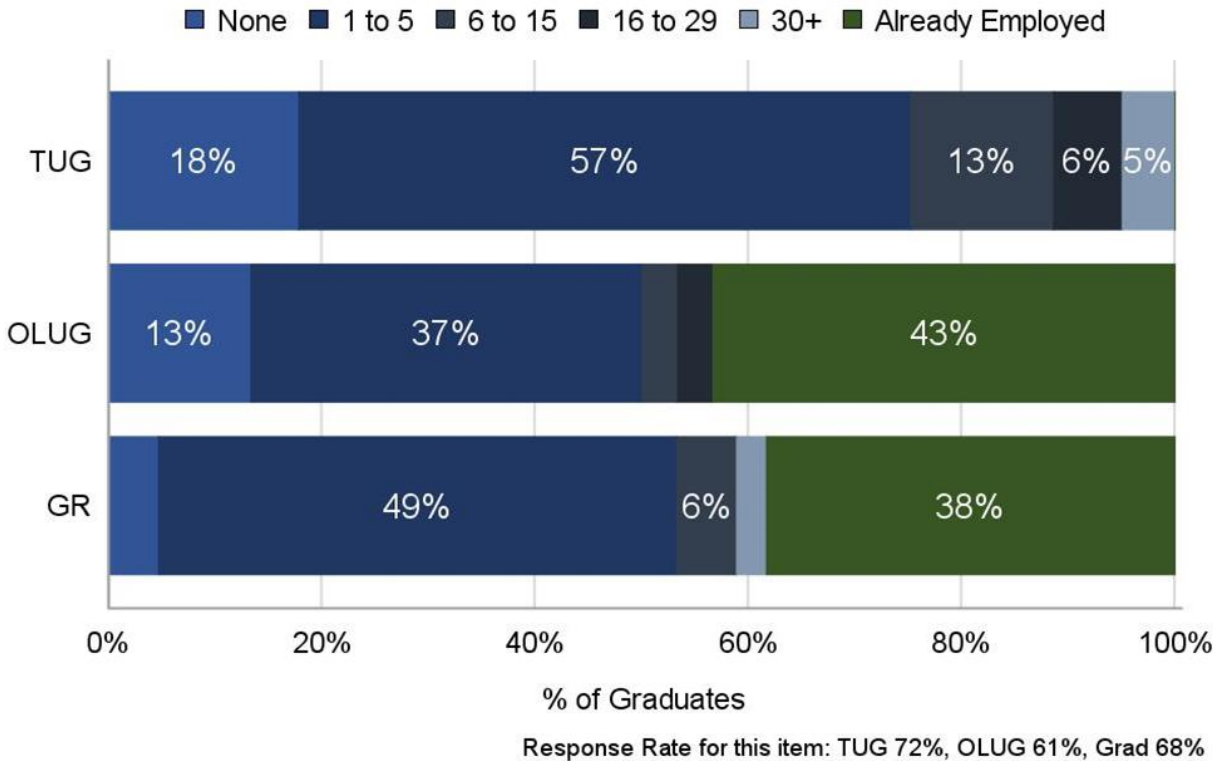
Of the survey respondents, 77% of TUG graduates indicated they had completed an internship prior to graduation.



Number of Jobs Applied For

Graduates were asked “How many jobs have you applied for up to this date?” If a graduate selected “None” but was already employed, they are shown as “Already Employed” on the chart.

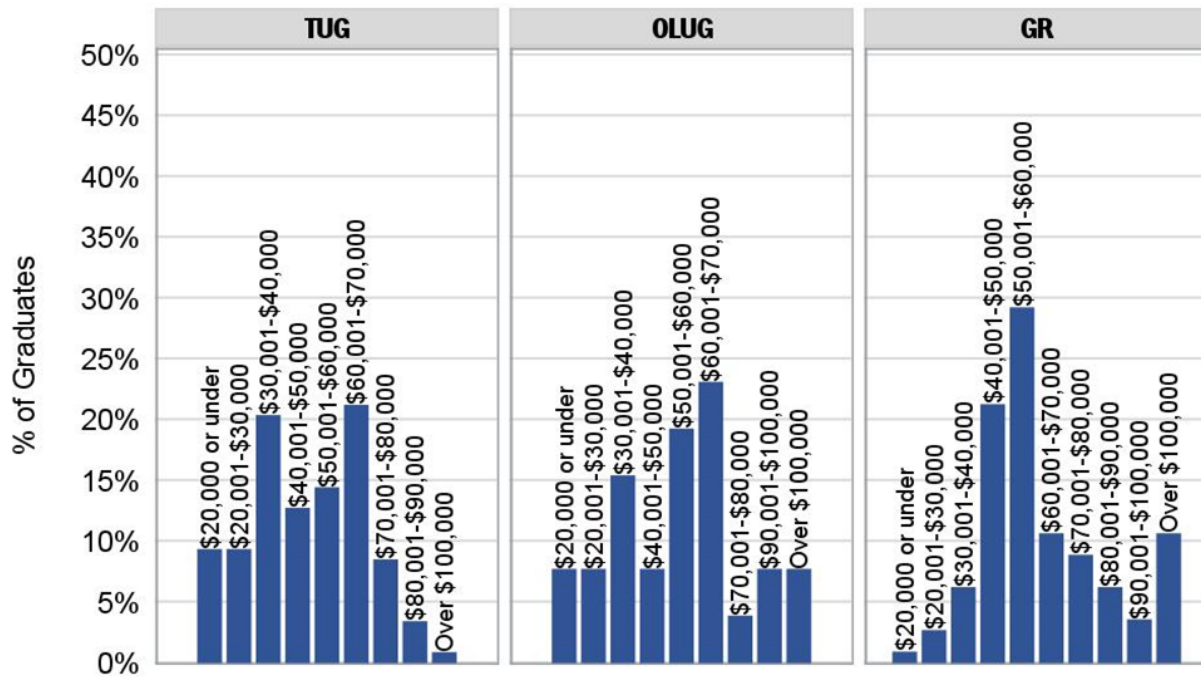
Of the survey respondents who were not already employed, most applied for 1 to 5 jobs. ('Already employed' includes part-time employment.)



Gross Salary

Graduates were asked to indicate their gross salary range. Only graduates who reported Full-Time-Employment are included here.

Of the employed full-time survey respondents, the median salary range for TUG graduates was \$40K-\$50K with 9% of TUG graduates in the \$20K and under range. OLUG and Grad graduates had a median salary range of \$50K-\$60K.

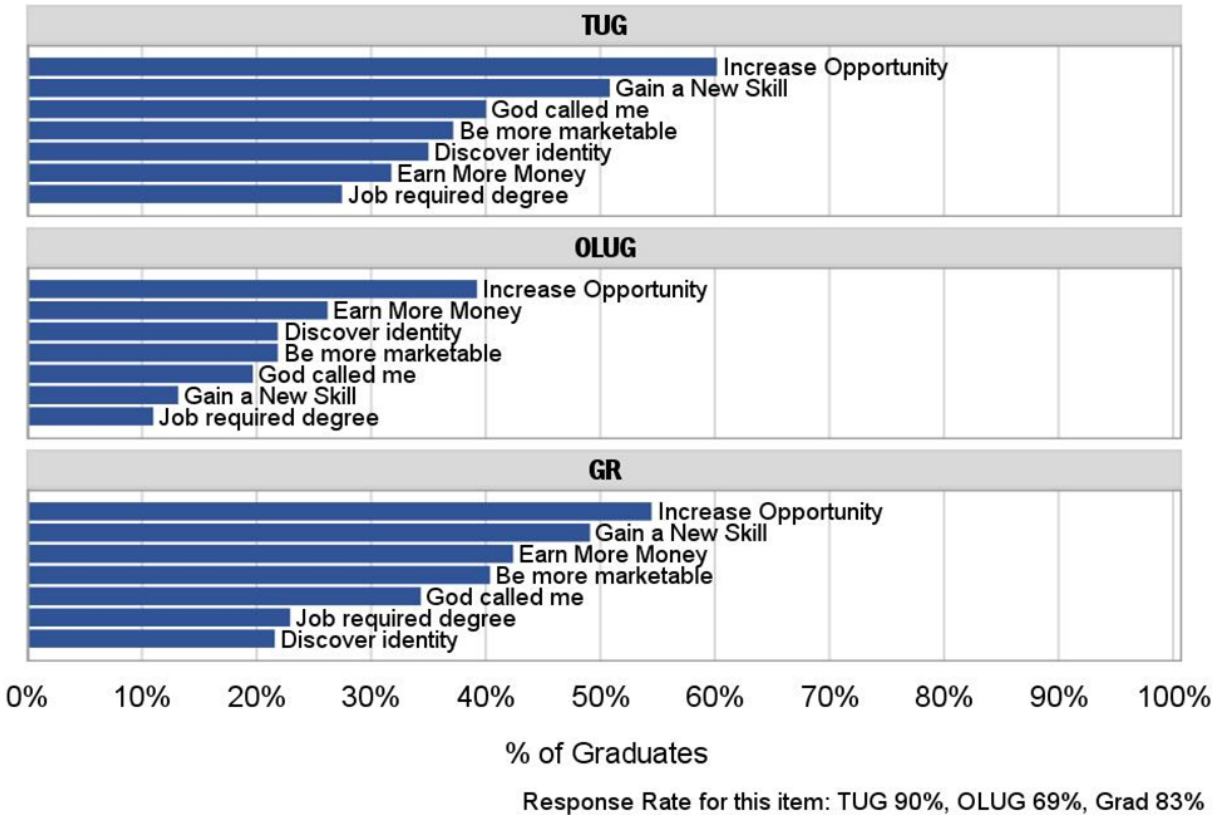


Response Rate for this item: TUG 42%, OLUG 53%, Grad 72%

Purpose for Completing Degree

Graduates were asked to indicate their original purpose or purposes for completing their degree.

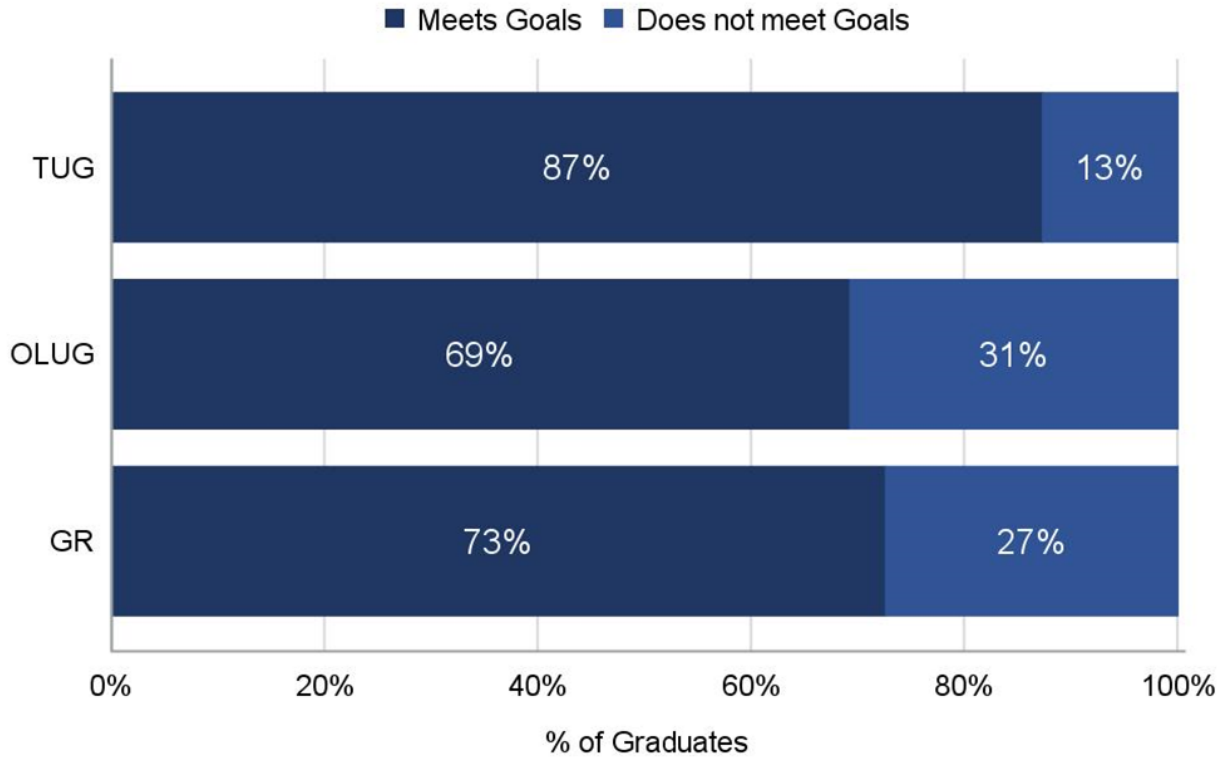
The top response for all groups was 'Increase Opportunity'.
 (Respondents could select multiple answers to this question.)



Meet Goals

Employed graduates were asked to indicate if their job met their goals for after-JBU-employment.

87% of the full-time employed TUG graduates indicated that their job met their goals.

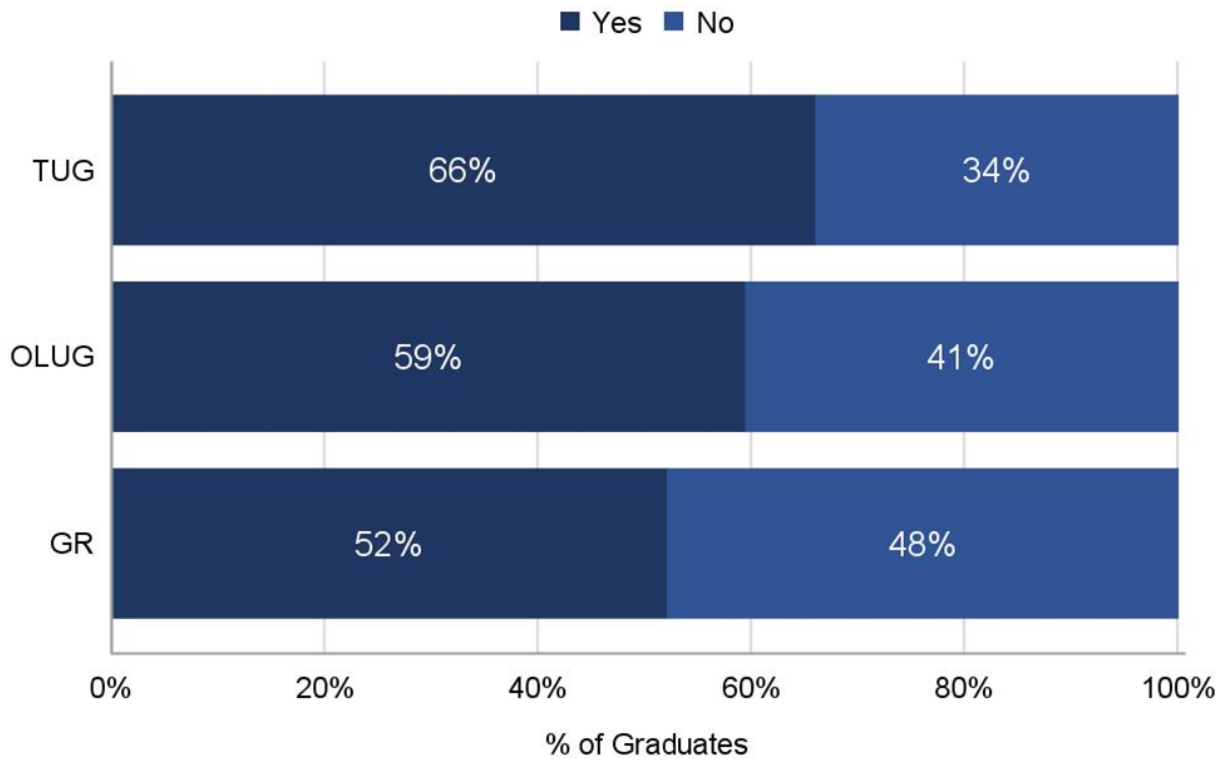


Response Rate for this item: TUG 42%, OLUG 53%, Grad 72%

Career Assistance

Students were asked if they received assistance from the Career Development Center. In addition to the self-reported CDC usage data, we used CDC records to determine if a student participated in a CDC event anytime during their time at JBU.

Of the survey respondents, 66% of TUG graduates received career assistance from the Career Development Center.

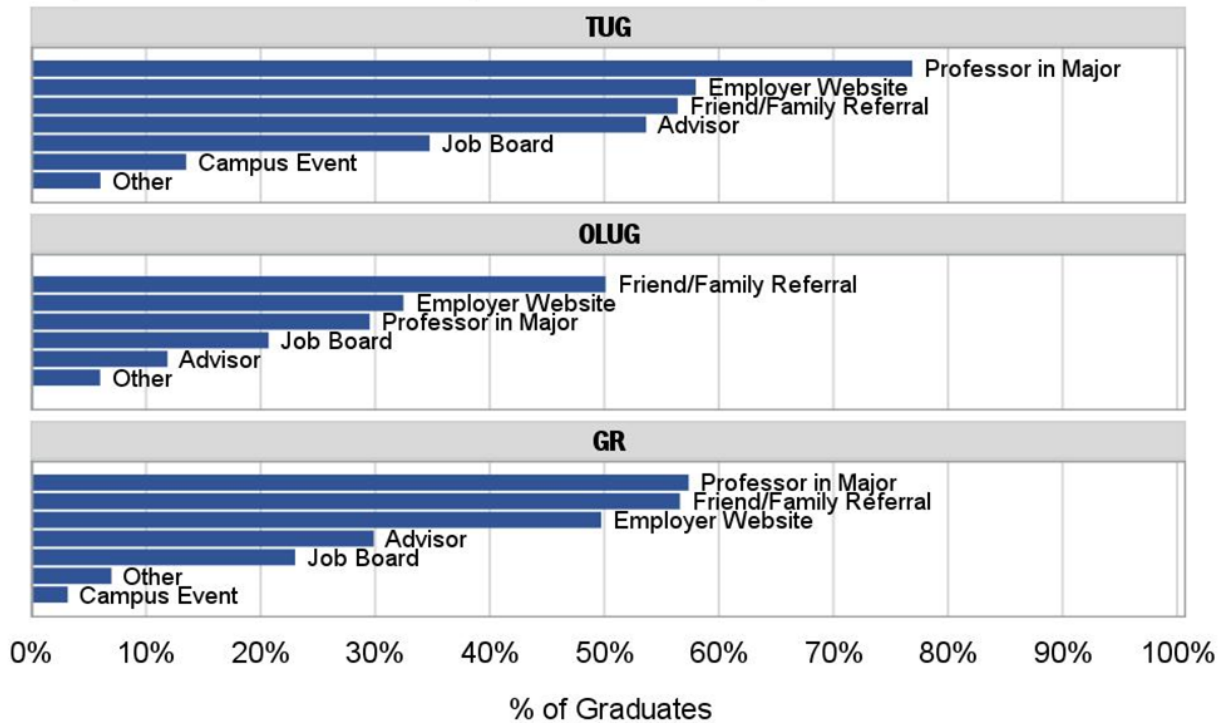


Knowledge Rate for this item: TUG 98%, OLUG 76%, Grad 90%

Students were asked if they received career advice from a professor in their major, faculty advisor, or “other.” They were also asked about other sources used to navigate employment/graduate school. They could select as many as applied.

Over 70% of TUG respondents used a professor in their major to navigate employment or graduate school.

Respondents could select multiple answers to this question.

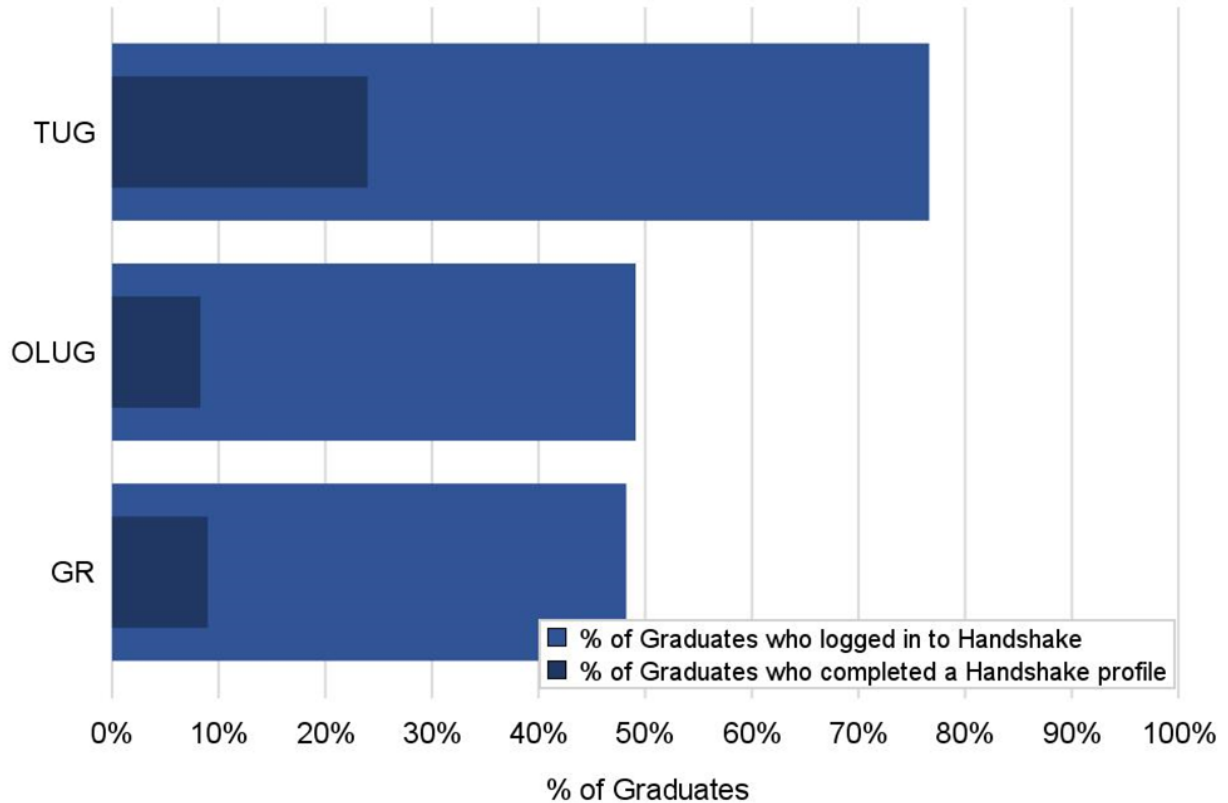


Response Rate for this item: TUG 90%, OLUG 69%, Grad 83%

Handshake Usage

Although not a part of the *First Destination Survey*, the Career Development Center collected usage statistics on Handshake (an online job board and networking platform). For this analysis, we analyzed Handshake usage by our 2022-23 graduates.

Of TUG graduates, 77% logged into Handshake, and 24% completed a profile. Almost half of OLUG and Grad graduates logged in.



Employers and Grad Schools

Below is a list of employers and graduate schools where respondents indicated they were working or attending graduate school. An asterisk (*) next to name indicates graduate school enrollment verified by National Student Clearinghouse (NSC).

TUG

| |
|--|
| 211 Cafe |
| 4media group U.S. |
| 7 Brew Coffee |
| ACMNP |
| Alonso & Alonso Attorneys at Law, PLLC |
| American Airlines |
| Arkansas Children's Hospital NW |
| Arnold Motor Supply |
| Arvest Bank |
| Avad3 |
| Avid Holdings |
| Baldwin and Shell Construction Company |
| Bayhealth Medical Center |
| Baylor University* |
| Beautiful Lives |
| Bedford Camera and Video |
| Black and Veatch |
| Boeing |
| Boys and Girls Club |
| Breakmark Ultimate Apparel |
| Bright Horizons |
| BuildWitt |
| B-Unlimited |
| Burns & McDonnell |
| Caddell Construction |
| Callahan's Steakhouse |
| Camp Cobbossee |
| capSpire |
| Caterpillar |
| CEA |
| Chamber of Commerce |
| Cherokee Nation Health Services |
| Children's Health Medical Center- Dallas |
| Church of The Four Corners |
| Circana |
| Classical School of Wichita |
| Climb Bentonville |
| Compound Foundry |
| Cross Church |
| Crunch Fitness |
| CV Global |
| CVS Health |
| Dare Devil Display Work |
| Delta Systems & Automation |
| Department of Veterans Affairs |
| Digital Audio Labs |
| Dunkin Donuts |
| Ecologico Solar |

| |
|-------------------------------------|
| eHealth |
| Elizabeth Richardson Foundation |
| English Learning Academy |
| Esperanza Juvenil |
| Expansion 2000 |
| F.IT. Muscle & Joint Clinic |
| Family & Children's Services |
| Family Network |
| Fellowship Bible Church |
| Firehouse Coffee |
| Flint Hills Resources |
| Flintco Construction |
| Forty32 Animal Hospital |
| Friendship Community Care |
| GEHA |
| GeoBlue |
| Gerdau Steel Manufacturing |
| Grant Thornton |
| Gravette School District |
| Griffith Centers for Children |
| Hoag Memorial Hospital Presbyterian |
| Hogeye.inc |
| Hope Cancer Resources |
| Imcore Immigration Services |
| Impressions Online Boutique |
| IMX |
| InnerCHANGE |
| Insight 2 Design |
| Jenks West Intermediate School |
| JL Bryson |
| John Brown University |
| Kanakuk Institute |
| Keep Supply |
| Kiewit Construction |
| Killgore Adventures |
| Kimbel Mechanical Systems |
| KLRC |
| Koch Fertilizer |
| Koch Industries |
| Landmark CPA |
| LandQuire |
| Lenexa Police Department |
| LGI Homes |
| Liberty Christian Academy |
| Lifeline Children's Services |
| Lincoln School District |
| LISA Academy |
| Longwood University* |

| |
|-----------------------------------|
| Love Justice International |
| Lowe's |
| Medical City |
| Mercy Hospital |
| Mid-American Outdoor Events |
| Mission Hills Church |
| Modul University |
| Mundo-Tech |
| Museum of Native American History |
| Music Theatre Wichita |
| MWbuilders |
| NAU |
| NEIS |
| NETSYNC |
| New Life Ranch |
| Northside Elementary |
| Northwest Health System |
| Northwest Medical Center |
| Oklahoma Heart Hospital |
| OU Children's Hospital |
| Panda Express |
| PartnerComm Inc. |
| Payne Law Firm |
| Pepperdine University* |
| Performance Rehab |
| Pet Co |
| PMI |
| POLY Ulsan |
| Pour Jon's |
| Precision Planting |
| Prestonwood Baptist Church |
| Prison Fellowship |
| Pumkin Patch |
| Rausch Coleman Homes |
| Real Solar |
| Rhodes Printing & Associates |
| RQ Construction |

OLUG

| |
|---------------------------------|
| Agape Church |
| ArcBest |
| Arkansas Support Network |
| Basecamp Coffee |
| Bentonville Public Schools |
| BuildWitt |
| Canton Area Chamber of Commerce |
| CDI Contractors |
| Conagra |
| Earthbound |
| Einstein Bros. Bagels |
| Evergreen Baptist Church |
| General Transportation, Inc |
| Grand Lake Mental Health Center |
| Hub Group |
| J.B. Hunt Transport, Inc. |
| John Brown University |
| Lane Bryant |

| |
|--|
| Samaritans Purse |
| Scoozi's Restaurant |
| Security Benefit |
| Shutterfly |
| Siloam flowers and gifts |
| Siloam Springs Fire Department |
| Siloam Springs School District |
| St. Luke's Hospital |
| St. Luke's Methodist Church |
| Starbucks |
| Summit Ministries Colorado |
| SupplyPike |
| Taylor Bros Inc. ` |
| TC Screen Printing |
| Teen Challenge Adventure Ranch |
| The Eye Center |
| The Gear Cage |
| The Kitchen Inc |
| The Petersens |
| Tyson Foods |
| University of Arkansas at Fayetteville* |
| University of Arkansas for Medical Sciences* |
| University of Bridgeport* |
| University of Colorado, Colorado Springs* |
| University of Missouri-Kansas City* |
| University of St. Louis |
| US Coast Guard |
| Vanderbilt University* |
| Vantage Point |
| Wall Independent School District |
| Walmart, Inc. |
| Washington Regional |
| Westwood Elementary |
| Wichita State University* |
| Willow Creek Women's Hospital |
| Wylie EDC |

| |
|--|
| Mabee Center |
| Macomb County Sheriff's Office |
| Mattel |
| Noemi Kis |
| Northeastern State University* |
| NWA sunshine school and development center |
| Ozark Center |
| Rustoleum |
| Sonic Drive-in |
| Spencer/JE Bonding |
| Springdale Public Schools |
| TJ Maxx |
| Trane Technologies |
| Tyson Foods |
| Ulta |
| VA Medical Center |
| Walmart, Inc. |
| Winter Park Library |

GR

| |
|---------------------------------------|
| ABB |
| Ability tree |
| AFG.tech |
| Air Evac Lifeteam |
| A-Line Solutions |
| Allens Food Market |
| Apple Inc |
| ARcare |
| Arisa Health |
| Arkansas Blue Cross |
| Arkansas Department of Human Services |
| Arvest |
| Atrium Health |
| Bank of America |
| Baptist Health |
| Beauty by Imagination |
| Bentonville Public Schools |
| BIC |
| Burns & McDonnell |
| C2FO |
| Centene |
| Centers for Youth & Family |
| Chenal Family Therapy |
| Children and Family Advocacy Center |
| Christ's Church Counseling Center |
| City of Elkhart - Lerner Theatre |
| Clark Mental Health Center |
| Cleaver Dermatology |
| College of the Ozarks |
| Commerce Construction Company |
| Conagra |
| Connections Behavioral Health |
| Cooks Venture |
| Counseling Clinic Inc |
| Decatur School District |
| Dept of Human Services |
| Diamond Pharmacy |
| Disney |
| Eason Counseling |
| Emerge Therapy |
| Epic |
| Family & Children's Services |
| Fayetteville Public Schools |
| First Christian Church |
| Flourish Counseling Services |
| Gap Relief |
| Glenn Duffy Academy |
| Gracewell Church |
| Grand Lake Mental Health Center |
| Hark NWA |
| Harrison School District |
| Heal and Thrive Therapy |
| HER Counseling and Wellness |
| Independent Living Services |
| IRI |

| |
|---|
| J.B. Hunt Transport, Inc. |
| Jajo |
| Jefferson County Drug Court |
| Katherine Grant Salon |
| Legacy National Bank |
| Life Strategies |
| Lumen Technologies |
| Mars |
| Mercy Ships |
| Milestone Leadership |
| Natalie Sanders Graumann, PLLC |
| National Park College |
| Newell Brands |
| NWA Premier Therapy |
| NWACC |
| Oaks Counseling |
| One Stop Systems |
| Ozark Guidance Center |
| Pinnacle Pointe |
| Power Home |
| Re/Max |
| RedKite Coffee Company |
| Rise Dental Temps |
| Rogers Public School |
| RPI Behavioral Health |
| Simmons Foods |
| Sky ranch |
| Springdale Public Schools |
| Springwoods Behavioral Hospital |
| Staffmark |
| Starplast USA |
| Summit Natural Gas of Maine |
| Target |
| The Bridgeway |
| The Forging Place |
| The Joshua Center |
| The Joshua Company |
| The Lawn Barber |
| Timberlake Ranch Camps |
| Trinity Health At Home |
| Turnet Construction Company |
| Tyson Foods |
| UArk Federal Credit Union |
| Uber Freight |
| United Methodist Health |
| Urban Land Institute Northwest Arkansas |
| Van Buren School District |
| Vandyck Dentistry |
| Vantage Point |
| Verizon |
| Walmart, Inc. |
| Washington Regional |
| West Corporation |
| Western Arkansas Guidance Center |
| WL3 Properties |

Contact Information

Survey Administrator:

Eve Jagger
Director of Career Development
John Brown University
ejagger@jbu.edu
479.524.7282

Data Analyst

Lynette Duncan
Director of Institutional Research & Assessment
John Brown University
lduncan@jbu.edu
479.524.7225